




















NATIONALLIGA A - MÄNNER

| Rg. | Name | Jahrg. |  |  |  |  |  |  |  | Total | |
|----------|---|--------|---|---|---|---|---|---|---|----------|--|
| 1 | Aargau 1  | | 39.532 1 | 38.399 1 | 38.299 1 | 42.100 1 | 40.899 1 | 40.600 1 | 239.829 | G | |
| | Noe SEIFERT | 1998 | 5.40 14.066 | 6.10 13.333 | 4.90 13.733 | 4.80 12.500 | 6.20 13.800 | 4.90 13.600 | 32.30 81.032 | | |
| | Luca GIUBELLINI | 2003 | 5.10 12.700 | 5.30 13.133 | 4.30 12.000 | 5.20 14.150 | 4.70 13.133 | 4.40 13.100 | 29.00 78.216 | | |
| | Florian LANGENEGGER | 2003 | 5.00 12.766 | 4.60 11.733 | 4.40 12.300 | 5.20 14.050 | 5.10 13.033 | 4.80 12.966 | 29.10 76.848 | | |
| | Luca MURABITO | 2003 | 5.40 11.866 | 4.10 11.933 | 3.90 12.266 | 5.20 13.900 | | | 18.60 49.965 | | |
| | Christian BAUMANN | 1995 | | | | | 6.40 13.966 | 5.40 13.900 | 11.80 27.866 | | |
| 2 | Zürich 1  | | 37.900 3 | 37.499 2 | 37.999 2 | 41.550 2 | 40.732 2 | 37.500 2 | 233.180 | S | |
| | Henji MBOYO | 1998 | 5.40 13.300 | 5.40 13.600 | 5.20 13.733 | 5.20 14.200 | 5.90 14.066 | 5.90 13.700 | 33.00 82.599 | | |
| | Moreno KRATTER | 1998 | 6.00 13.300 | 4.30 12.233 | 3.70 11.433 | 5.20 14.050 | 5.50 13.966 | 4.70 9.633 | 29.40 74.615 | | |
| | Tim RANDEGGER | 2000 | 5.50 11.300 | 4.10 11.666 | 4.70 12.833 | 5.20 12.500 | 4.80 12.700 | 5.10 11.900 | 29.40 72.899 | | |
| | Sonam BÜWANG | 2002 | 4.90 9.566 | 4.80 11.600 | 3.40 10.366 | 4.00 13.300 | 4.00 8.933 | 4.60 11.900 | 25.70 65.665 | | |
| 3 | Ticino  | | 38.365 2 | 37.265 3 | 35.199 3 | 38.950 3 | 39.466 3 | 36.232 3 | 225.477 | B | |
| | Luca BOTTARELLI | 2002 | 4.90 12.933 | 4.20 11.733 | 4.10 12.133 | 4.00 12.550 | 4.50 12.933 | 4.10 11.633 | 25.80 73.915 | | |
| | Mirco RIVA | 2005 | 3.90 11.866 | 4.20 12.966 | 3.80 10.566 | 4.00 12.800 | 3.70 12.033 | 3.30 11.833 | 22.90 72.064 | | |
| | Martino MOROSI | 1999 | 4.80 12.666 | | | 4.80 13.600 | 4.30 13.133 | 4.30 12.766 | 18.20 52.165 | | |
| | Damiano PONZIO | 2006 | 4.00 12.766 | | 3.40 10.100 | 4.00 12.200 | | 2.70 10.833 | 14.10 45.899 | | |
| | Mattia PIFFARETTI | 2002 | | 4.00 12.233 | 3.70 12.500 | | 4.10 13.400 | | 11.80 38.133 | | |
| | Michael BUCKLEY | 2009 | | 3.90 12.066 | | | | | 3.90 12.066 | | |
| 4 | Ostschweiz 1  | | 33.666 4 | 34.932 4 | 33.166 4 | 37.350 4 | 37.366 4 | 33.332 5 | 209.812 | | |
| | Marton KOVACS | 2003 | 4.70 11.433 | 5.00 12.000 | 3.70 10.400 | 4.00 12.900 | 3.20 11.500 | 3.30 8.666 | 23.90 66.899 | | |
| | Florian KELLER | 2006 | 3.50 10.800 | 3.70 10.866 | 3.40 8.400 | 4.00 11.650 | 3.30 12.066 | 2.90 10.733 | 20.80 64.515 | | |
| | Timon ERB | 2006 | 3.70 11.433 | 4.00 12.066 | 3.50 11.233 | | 3.30 12.500 | 2.50 11.166 | 17.00 58.398 | | |
| | Kilian SCHMITT | 2004 | | | 3.80 11.533 | 4.00 12.800 | 4.00 12.800 | 4.10 11.433 | 15.90 48.566 | | |
| 5 | LU/OW/NW  | | 31.199 6 | 31.499 6 | 29.399 6 | 35.100 6 | 35.933 5 | 34.266 4 | 197.396 | | |
| | Dominic TAMSEL | 2000 | 5.00 10.700 | 4.70 13.433 | 4.60 12.766 | 4.00 12.300 | 5.00 12.300 | 5.20 12.733 | 28.50 74.232 | | |
| | Michel FURRER | 2006 | 3.40 10.766 | 3.20 10.333 | 2.70 8.166 | 2.40 11.050 | 3.40 10.866 | 3.40 10.533 | 18.50 61.714 | | |
| | Leandro ISENEGGER | 1997 | 3.00 9.733 | | | 2.40 11.750 | 3.20 12.433 | 2.00 10.800 | 10.60 44.716 | | |
| | Alain BREGENZER | 2006 | 3.90 9.400 | | 2.00 8.333 | | | 2.20 10.733 | 8.10 28.466 | | |
| | Linus WOLFISBERG | 2006 | | 2.40 7.733 | 1.90 8.300 | | 2.80 11.200 | | 7.10 27.233 | | |
| | Leon SCHÜPBACH | 2009 | | 2.60 7.500 | | | | | 2.60 7.500 | | |
| 6 | Zürich 2  | | 32.032 5 | 32.099 5 | 30.866 5 | 36.600 5 | 32.499 6 | 33.266 6 | 197.362 | ↓ | |
| | Janic FÄSSLER | 2007 | 4.40 11.466 | 4.00 10.866 | 4.00 10.833 | 4.00 13.200 | 4.20 9.733 | 3.90 10.800 | 24.50 66.898 | | |
| | Colin Jaden SCHMID | 2006 | 3.80 11.166 | 3.80 11.500 | 2.70 9.800 | 2.40 11.100 | 3.80 11.833 | 3.90 9.166 | 20.40 64.565 | | |
| | Julian PITSIS | 2008 | 4.10 8.933 | 4.00 9.300 | 2.60 10.233 | 2.40 11.050 | 3.80 10.933 | 3.20 11.366 | 20.10 61.815 | | |
| | Nico OBERHOLZER | 2006 | 4.00 9.400 | 3.90 9.733 | 2.90 8.600 | 4.00 12.300 | 2.60 4.500 | 4.20 11.100 | 21.60 55.633 | | |

NATIONALLIGA B - MÄNNER

| Rg. | Name | Jahrg. |  |  |  |  |  |  | Total | |
|----------|---|--------|---|---|---|---|---|---|----------------|---|
| 1 | NKL Liestal  | | 38.632 1 | 35.733 2 | 37.666 1 | 40.650 1 | 38.133 3 | 38.766 1 | 229.580 | ↑ |
| | Janick BRUNNER | 1994 | 4.10 12.800 | 4.30 13.300 | 4.20 13.133 | 4.00 13.250 | 4.40 12.433 | 4.60 12.800 | 25.60 77.716 | |
| | Jonas MUNSCH | 1997 | 4.10 12.400 | 3.80 11.533 | 4.10 12.600 | 4.00 13.300 | 4.20 13.000 | 4.20 13.166 | 24.40 75.999 | |
| | Jan IMHOF | 2004 | 5.00 12.866 | 3.20 10.900 | 4.30 11.733 | 4.80 13.750 | 4.30 12.366 | 4.30 12.800 | 25.90 74.415 | |
| | Benaja MUNSCH | 2000 | 4.50 12.966 | | 4.00 11.933 | 4.80 13.600 | 3.60 12.700 | | 16.90 51.199 | |
| | Quentin WEBER | 2007 | | 3.20 10.500 | | | | 3.10 9.400 | 6.30 19.900 | |
| 2 | Schaffhausen  | | 37.499 2 | 36.333 1 | 30.633 6 | 38.250 4 | 38.599 1 | 35.966 4 | 217.280 | |
| | Taha SERHANI | 1995 | 4.80 12.866 | 4.60 13.300 | | 4.00 13.350 | 5.10 14.133 | 6.10 14.033 | 24.60 67.682 | |
| | Fabio STRAUSS | 1999 | 4.40 12.400 | 2.60 10.166 | 3.60 9.600 | 4.00 12.200 | | 2.70 11.033 | 17.30 55.399 | |
| | Marco WALTER | 1994 | 4.10 12.233 | 3.10 11.400 | 3.50 11.933 | | 3.80 12.333 | | 14.50 47.899 | |
| | Maximilian GLAESER | 2007 | | | 2.70 9.100 | 4.00 12.700 | 3.50 12.133 | 2.60 10.900 | 12.80 44.833 | |
| | Richard WANNER | 1994 | 3.40 11.300 | | | | 3.40 12.066 | 3.90 10.800 | 10.70 34.166 | |
| | Nick AMON | 2003 | | 3.20 11.633 | | | | | 3.20 11.633 | |
| 3 | Solothurn  | | 35.866 4 | 30.432 6 | 35.299 2 | 39.500 2 | 38.332 2 | 36.999 2 | 216.428 | |
| | Noah BITTERLI | 2001 | 4.60 12.466 | 4.40 10.533 | 4.40 12.733 | 4.80 13.400 | 4.40 13.266 | 4.50 12.666 | 27.10 75.064 | |
| | Silas FRICKER | 2005 | 4.30 12.100 | | 3.80 11.066 | 4.00 12.700 | 3.70 12.700 | 4.10 12.233 | 19.90 60.799 | |
| | Ian STAUBITZER | 2005 | 4.00 11.166 | 2.80 10.333 | | 4.00 13.250 | 4.20 12.133 | 3.60 12.100 | 18.60 58.982 | |
| | Lucas HILTON | 1995 | 4.10 11.300 | | | 4.40 12.850 | | 4.00 11.000 | 12.50 35.150 | |
| | Timi BÜHLMANN | 2006 | | 3.70 9.566 | 3.70 10.666 | | 3.40 12.366 | | 10.80 32.598 | |
| | Alessandro SIGNORONI | 2003 | | 3.80 9.433 | 3.90 11.500 | | | | 7.70 20.933 | |
| 4 | Aargau 2  | | 34.299 6 | 34.832 3 | 34.032 3 | 37.550 6 | 37.399 4 | 36.965 3 | 215.077 | |
| | Matteo GIUBELLINI | 2004 | 4.50 11.533 | 3.70 10.566 | 4.00 11.666 | 4.80 12.300 | 4.50 12.033 | 4.40 13.066 | 25.90 71.164 | |
| | Mario BRAND | 2004 | 3.80 10.433 | 4.00 11.400 | 4.20 11.466 | 4.80 12.350 | 4.30 11.433 | 4.40 12.366 | 25.50 69.448 | |
| | Ben SCHUMACHER | 2008 | | 4.20 12.366 | 2.90 10.900 | 4.00 12.900 | 4.20 13.033 | 3.10 11.533 | 18.40 60.732 | |
| | Nando STEGER | 2008 | 3.60 10.366 | | 2.70 10.266 | 4.00 11.600 | | 2.60 10.566 | 12.90 42.798 | |
| | Nico NEESER | 1999 | 5.10 12.333 | 3.80 11.066 | | | 4.10 12.333 | | 13.00 35.732 | |
| 5 | Genève  | | 35.998 3 | 34.199 4 | 31.799 5 | 38.500 3 | 36.400 5 | 33.932 5 | 210.828 | |
| | Théo EZAHR | 2000 | 3.50 12.166 | 3.90 12.133 | 3.40 11.700 | | 3.70 12.700 | 3.90 11.933 | 18.40 60.632 | |
| | Ewan ONOMOR | 2004 | 3.40 11.966 | 3.40 11.000 | 3.20 10.433 | 4.00 12.750 | | 2.70 10.066 | 16.70 56.215 | |
| | Lamine DELORME | 2001 | | 3.60 11.066 | 2.60 9.000 | 4.00 12.650 | 3.30 11.900 | 3.20 11.366 | 16.70 55.982 | |
| | Frank BOVY | 1998 | 3.60 11.700 | 3.10 7.666 | | 4.00 13.050 | 3.40 11.666 | | 14.10 44.082 | |
| | Lucas ANGILOTTI | 2002 | | | 3.00 9.666 | | 3.00 11.800 | 2.20 10.633 | 8.20 32.099 | |
| | Daniel MANRIQUE | 2004 | 3.80 11.866 | | | 4.00 12.700 | | | 7.80 24.566 | |
| 6 | Bern  | | 34.599 5 | 33.932 5 | 33.699 4 | 37.600 5 | 35.466 6 | 30.832 6 | 206.128 | ↓ |
| | Andrin FREY | 2000 | 6.10 12.933 | 5.10 12.766 | 5.00 12.933 | 5.20 13.350 | 4.70 12.300 | 4.50 12.666 | 30.60 76.948 | |
| | Janis AEGERTER | 2005 | 4.40 11.133 | 3.10 11.433 | 3.00 9.500 | 3.20 12.350 | 3.60 10.833 | | 17.30 55.249 | |
| | Axel GOBET | 2004 | 4.10 10.533 | | 4.20 10.466 | 3.20 11.900 | 3.10 11.500 | 2.50 6.700 | 17.10 51.099 | |
| | Nick AEBERSOLD | 2007 | 3.90 9.033 | 2.90 9.166 | | 3.20 11.900 | | 2.50 10.633 | 12.50 40.732 | |
| | Remo BRECHBÜHL | 1992 | | | 2.90 10.300 | | 3.30 11.666 | 2.00 7.533 | 8.20 29.499 | |
| | Camilo MENDEZ | 1991 | | 3.10 9.733 | | | | | 3.10 9.733 | |

NATIONALLIGA C - MÄNNER

| Rg. | Name | Jahrg. |  |  |  |  |  |  | Total | |
|----------|---------------------|--------|---|---|---|---|---|---|----------------|---|
| 1 | Zürich 3 | | 29.832 4 | 31.966 1 | 31.232 2 | 35.100 3 | 34.033 2 | 32.033 2 | 194.196 | ↑ |
| | Omar ATEYEH | 2007 | 3.80 9.500 | 4.30 11.900 | 3.00 10.666 | 3.20 12.150 | 3.30 11.800 | 3.10 9.266 | 20.70 65.282 | |
| | Quinn MÜLLER | 2007 | 3.50 8.366 | 3.80 9.733 | 2.90 9.800 | 2.40 10.950 | 2.70 6.166 | 2.80 10.633 | 18.10 55.648 | |
| | Jonas FRÖHNDRICH | 2008 | | | | 2.40 10.850 | 3.80 11.833 | 2.50 10.900 | 8.70 33.583 | |
| | Adam ATEYEH | 2008 | 3.90 10.266 | | 2.90 10.666 | 3.20 12.000 | | | 10.00 32.932 | |
| | Luis BRANDENBERGER | 2008 | | 3.60 10.333 | | | 3.20 10.400 | 2.80 10.500 | 9.60 31.233 | |
| | Nick REULING | 2008 | 3.90 10.066 | 2.30 3.466 | 2.20 9.900 | | | | 8.40 23.432 | |
| 2 | Ostschweiz 2 | | 31.732 2 | 30.599 3 | 28.832 4 | 34.900 4 | 34.566 1 | 32.299 1 | 192.928 | |
| | Jannick ENGEL | 2008 | 3.30 10.066 | 3.40 9.866 | 3.30 10.133 | 3.20 12.100 | 3.30 11.566 | 2.00 10.200 | 18.50 63.931 | |
| | Max KRÜGER | 2009 | 3.70 10.800 | 2.90 11.033 | 2.10 9.666 | | 2.80 11.500 | 2.20 11.066 | 13.70 54.065 | |
| | Linus EISENRING | 2007 | 3.60 10.566 | 2.80 7.566 | 2.90 9.033 | 3.20 11.650 | | 2.50 10.933 | 15.00 49.748 | |
| | Enyo WIDMAIER | 2009 | 3.70 10.366 | | 2.70 7.233 | 2.20 9.650 | 2.80 11.500 | 2.20 10.300 | 13.60 49.049 | |
| | Nico ALDER | 2007 | | 2.60 9.700 | | 2.40 11.150 | 2.80 11.233 | | 7.80 32.083 | |
| 3 | Vaud | | 33.299 1 | 27.933 4 | 32.265 1 | 35.350 2 | 33.200 4 | 28.799 4 | 190.846 | |
| | Titouan FIVAZ | 2005 | 2.80 10.333 | 2.30 8.800 | 2.40 9.966 | 2.20 11.200 | 2.40 10.733 | 1.70 9.633 | 13.80 60.665 | |
| | David DEMARTINI | 1994 | 3.50 11.500 | | 2.60 10.366 | 4.00 12.750 | 2.30 11.100 | 3.10 10.266 | 15.50 55.982 | |
| | Valentin LÜTHI | 1996 | 3.40 11.466 | 2.90 9.500 | 3.40 11.933 | | 3.10 11.000 | 2.10 8.900 | 14.90 52.799 | |
| | Yannick DEPALLENS | 2002 | 2.20 5.366 | | 2.30 9.633 | 2.40 11.400 | 2.20 11.100 | | 9.10 37.499 | |
| | Estebann TISSOT | 2001 | | 2.30 9.633 | | | | 1.70 8.366 | 4.00 17.999 | |
| 4 | Aargau 3 | | 30.399 3 | 31.033 2 | 30.532 3 | 35.800 1 | 33.998 3 | 28.933 3 | 190.695 | |
| | Gianluca HARTMANN | 2005 | 3.60 9.833 | 3.30 9.700 | 2.00 4.000 | 3.20 11.900 | 2.50 11.166 | 1.70 10.000 | 16.30 56.599 | |
| | Loris MARTY | 2008 | 3.60 10.366 | 2.70 9.400 | | | 3.40 10.100 | 2.70 10.400 | 12.40 40.266 | |
| | Elia WETTSTEIN | 2004 | 3.30 10.200 | 2.30 9.433 | | 3.20 11.700 | | 1.80 8.533 | 10.60 39.866 | |
| | Lukas ULRICH | 2005 | | | 2.40 10.666 | 3.20 11.850 | 2.90 11.666 | | 8.50 34.182 | |
| | Cédric PFÄFFLI | 1998 | | 4.40 11.900 | 3.20 9.633 | | 3.30 11.166 | | 10.90 32.699 | |
| | Luis HARDER | 2004 | | | 2.20 10.233 | 3.20 12.050 | | | 5.40 22.283 | |



NATIONALLIGA A - FRAUEN

| Rg. | Name | Jahrg. | | | | | Total | |
|----------|-------------------------|--------|------------------------|-----------------------|------------------------|------------------------|----------------|----------|
| 1 | Aargau 1 | | 38.650 3 | 32.800 1 | 33.400 2 | 35.400 1 | 140.250 | G |
| | Anina WILDI | 2002 | 4.60 13.600 | 4.40 11.950 | 4.70 11.500 | 4.40 12.300 | 18.10 49.350 | |
| | Kiara RAFFIN | 2008 | 3.50 12.200 | 4.10 11.400 | 4.70 10.250 | 4.20 11.000 | 16.50 44.850 | |
| | Daria Angelina HARTMANN | 2006 | 4.00 12.750 | | 4.90 11.650 | 4.50 12.100 | 13.40 36.500 | |
| | Chiara ROVERI | 2009 | 3.50 12.300 | | 4.60 9.850 | 3.40 9.900 | 11.50 32.050 | |
| | Chiara Elena GIUBELLINI | 2006 | | 3.60 9.450 | | | 3.60 9.450 | |
| | Lia SCHUMACHER | 2010 | | 2.30 7.200 | | | 2.30 7.200 | |
| 2 | Zürich 1 | | 39.000 2 | 31.200 3 | 33.700 1 | 34.950 2 | 138.850 | S |
| | Stefanie SIEGENTHALER | 1998 | 4.00 13.000 | 4.00 8.800 | 5.10 12.500 | 4.60 11.100 | 17.70 45.400 | |
| | Martina EISENEGGER | 2005 | 4.00 12.950 | 4.50 10.600 | 5.00 9.000 | 4.30 11.950 | 17.80 44.500 | |
| | Angelina WINIGER | 2008 | | 4.60 11.800 | 4.80 11.750 | 4.30 11.450 | 13.70 35.000 | |
| | Lou-Anne CITHERLET | 2007 | 4.00 12.400 | | 4.40 9.450 | 4.00 11.550 | 12.40 33.400 | |
| | Kim BERNHARDSGRÜTTER | 2008 | 4.60 13.050 | | | | 4.60 13.050 | |
| | Chiara Léonie ALTORFER | 2005 | | 3.00 6.600 | | | 3.00 6.600 | |
| 3 | Bern 1 | | 38.100 5 | 32.000 2 | 32.600 3 | 32.500 5 | 135.200 | B |
| | Anina ENZLER | 2002 | 3.70 12.800 | 2.60 10.450 | 3.70 10.850 | 3.60 10.200 | 13.60 44.300 | |
| | Clémence GOBET | 2005 | 4.00 12.900 | 2.70 8.600 | 4.30 11.500 | 4.20 10.750 | 15.20 43.750 | |
| | Raja JORDI | 2004 | 3.70 12.400 | | | 4.20 11.300 | 7.90 23.700 | |
| | Silja KUMMER | 2003 | 3.70 11.900 | 3.90 10.950 | | | 7.60 22.850 | |
| | Naomi INGOLD | 2001 | | 3.60 10.600 | 3.60 10.150 | | 7.20 20.750 | |
| | Michèle GOTTIER | 2007 | | | 4.70 10.250 | 3.80 10.450 | 8.50 20.700 | |
| 4 | Ticino 1 | | 39.500 1 | 30.550 4 | 31.050 5 | 31.300 6 | 132.400 | |
| | Alessia PAGNAMENTA | 2003 | 4.00 12.750 | 2.00 9.850 | 3.90 10.550 | 3.50 10.600 | 13.40 43.750 | |
| | Maral KASPARYAN | 2004 | 3.70 12.600 | 1.30 9.300 | 3.20 9.500 | 3.90 10.700 | 12.10 42.100 | |
| | Lena BICKEL | 2004 | 5.00 14.150 | 4.50 11.350 | 5.20 11.000 | | 14.70 36.500 | |
| | Letizia CRIVELLI | 2005 | 3.70 12.600 | | | 3.20 10.000 | 6.90 22.600 | |
| | Ayla COLOMBO | 2008 | | 1.50 9.350 | 2.90 5.850 | | 4.40 15.200 | |
| | Daniela FISCHETTI | 2010 | | | | | | |
| 5 | Neuchâtel | | 36.750 6 | 29.350 5 | 31.150 4 | 34.300 3 | 131.550 | |
| | Angela PENNISI | 2008 | 3.50 12.150 | 2.10 8.500 | 3.60 10.350 | 4.40 12.100 | 13.60 43.100 | |
| | Camille D'APRILE | 2006 | 3.70 12.200 | 2.80 7.750 | 3.80 10.100 | 4.00 10.600 | 14.30 40.650 | |
| | Agathe GERMANN | 2004 | 3.70 12.400 | | 5.00 10.600 | 4.50 11.550 | 13.20 34.550 | |
| | Ria GABI | 2007 | 3.30 11.800 | | 3.40 10.200 | 3.00 10.650 | 9.70 32.650 | |
| | Anastassia PASCU | 2004 | | 4.60 12.100 | | | 4.60 12.100 | |
| | Flora NGUYEN | 2007 | | 2.60 8.750 | | | 2.60 8.750 | |
| 6 | Thurgau 1 | | 38.200 4 | 29.300 6 | 30.250 6 | 33.500 4 | 131.250 | ↓ |
| | Lilli HABISREUTINGER | 2004 | 4.60 13.600 | 4.30 10.550 | 5.10 10.950 | 3.70 11.500 | 17.70 46.600 | |
| | Jeannine KÜNZLE | 1999 | 3.70 11.950 | 2.70 10.150 | 3.50 10.550 | 3.20 10.850 | 13.10 43.500 | |
| | Alessia ANDERES | 2007 | 3.70 12.500 | 2.70 8.600 | 3.50 8.750 | 4.10 11.150 | 14.00 41.000 | |
| | Fabia Emily HERRMANN | 2010 | 3.50 12.100 | 1.80 5.800 | 3.20 7.650 | | 8.50 25.550 | |
| | Alissa HANSELMANN | 2005 | | | | 3.10 10.550 | 3.10 10.550 | |



NATIONALLIGA B - FRAUEN

| Rg. | Name | Jahrg. | | | | | Total | |
|----------|--------------------------|--------|------------------------|-----------------------|-----------------------|------------------------|----------------|---|
| 1 | Zürich 2 | | 35.650 5 | 30.050 1 | 31.350 1 | 31.850 2 | 128.900 | ↑ |
| | Fiona Paula MÜLLER | 2009 | 3.30 11.000 | 2.60 10.550 | 3.00 10.200 | 3.10 10.900 | 12.00 42.650 | |
| | Kea WALSER | 2009 | 3.50 12.400 | 2.20 8.500 | 4.20 11.050 | 4.10 10.450 | 14.00 42.400 | |
| | Matilda POHL | 2009 | 3.50 12.250 | 2.80 9.750 | 3.70 9.400 | 3.60 10.500 | 13.60 41.900 | |
| | Gina Isabella ALTORFER | 2009 | 2.40 10.850 | 1.80 9.750 | 3.70 10.100 | 2.90 9.450 | 10.80 40.150 | |
| 2 | Fribourg | | 37.450 1 | 24.250 3 | 29.600 2 | 31.100 4 | 122.400 | |
| | Orianne PACHE | 2006 | 3.70 12.700 | 2.80 8.800 | 3.20 10.400 | 3.10 10.950 | 12.80 42.850 | |
| | Eléa DUFOUR | 2002 | 3.00 11.650 | 1.30 7.050 | 2.90 8.100 | 3.20 9.000 | 10.40 35.800 | |
| | Lucie SCHNORF | 2007 | 3.70 12.300 | 1.20 6.000 | | 2.80 10.150 | 7.70 28.450 | |
| | Rea KOLLY | 2004 | | 1.70 8.400 | 3.10 9.050 | 3.00 10.000 | 7.80 27.450 | |
| | Valentine MIRUS | 2007 | 3.50 12.450 | | 3.10 10.150 | | 6.60 22.600 | |
| 3 | Bern 2 | | 36.550 2 | 26.350 2 | 25.650 5 | 32.400 1 | 120.950 | |
| | Joya DÜBI | 2009 | 3.70 12.350 | 2.20 9.000 | 4.00 8.150 | 4.00 10.950 | 13.90 40.450 | |
| | Emily COOCH | 2004 | 3.70 11.450 | 2.00 7.650 | | 3.50 10.300 | 9.20 29.400 | |
| | Luna GUT | 2008 | 2.00 10.900 | | 3.20 6.350 | 3.30 9.800 | 8.50 27.050 | |
| | Malin WÄFFLER | 2006 | 3.70 12.750 | | | 3.60 11.150 | 7.30 23.900 | |
| | Noée OBI | 2009 | | 1.10 8.350 | 4.00 11.150 | | 5.10 19.500 | |
| | Maelle MEIER | 2008 | | 3.10 9.000 | 3.60 6.150 | | 6.70 15.150 | |
| 4 | Vaud | | 35.950 4 | 24.100 4 | 28.450 3 | 29.650 5 | 118.150 | |
| | Daphné DÉGLON | 2006 | 3.50 12.100 | 1.00 8.300 | 2.90 10.000 | 2.70 10.200 | 10.10 40.600 | |
| | Maé SANTISI | 2005 | 3.50 12.200 | 1.30 8.900 | 3.10 8.100 | 3.30 10.200 | 11.20 39.400 | |
| | Chloé MAGNUSON | 2010 | 2.80 11.300 | 0.90 6.700 | 2.60 9.100 | | 6.30 27.100 | |
| | Leny-Lise RAMOS DA VEIGA | 2004 | 2.80 11.650 | 0.90 6.900 | | 1.80 8.250 | 5.50 26.800 | |
| | Shaey PITTET | 2009 | | | 2.50 9.350 | | 2.50 9.350 | |
| | Illaria MASCIA | 2009 | | | | 2.60 9.250 | 2.60 9.250 | |
| 5 | Aargau 2 | | 36.250 3 | 21.500 5 | 28.350 4 | 31.250 3 | 117.350 | ↓ |
| | Anna SCHORI | 2008 | 3.70 12.000 | 1.20 9.450 | 3.80 6.950 | 3.30 10.200 | 12.00 38.600 | |
| | Malina BLUM | 2005 | 3.70 12.200 | 1.30 7.200 | 3.90 8.550 | 3.10 10.450 | 12.00 38.400 | |
| | Prabh SINGH | 2007 | 3.50 12.050 | 1.00 4.850 | 2.80 8.750 | 3.30 10.250 | 10.60 35.900 | |
| | Melissa WEBER | 2008 | | | 4.10 11.050 | 4.30 10.550 | 8.40 21.600 | |



NATIONALLIGA C - FRAUEN

| Rg. | Name | Jahrg. | | | | | Pen. | Total | |
|----------|--------------------|--------|------------------------|-----------------------|-----------------------|-----------------------|-------------|----------------|---|
| 1 | Zürich 3 | | 35.800 1 | 25.800 1 | 27.450 5 | 30.900 2 | | 119.950 | ↑ |
| | Gianna VERRILLI | 2004 | 3.50 11.950 | 1.40 9.350 | 3.10 9.750 | 2.70 9.900 | | 10.70 40.950 | |
| | Nina FILIPOVIC | 2003 | 3.70 12.300 | 1.20 7.600 | | 2.90 9.750 | | 7.80 29.650 | |
| | Jamina BRENNER | 2002 | | 1.00 8.850 | 3.90 7.850 | 3.20 11.250 | | 8.10 27.950 | |
| | Anna NEMETH | 2008 | 3.00 10.600 | 1.90 7.500 | | 2.80 7.950 | | 7.70 26.050 | |
| | Sarah GRAF | 2006 | 2.80 11.550 | | 2.80 8.550 | | | 5.60 20.100 | |
| | Sofia KASPER | 2008 | | | 2.60 9.150 | | | 2.60 9.150 | |
| 2 | Thurgau 2 | | 33.950 6 | 24.350 2 | 30.000 1 | 30.000 4 | | 118.300 | ↑ |
| | Lia ZUBER | 2006 | 3.00 11.250 | 1.40 7.750 | 3.30 9.950 | 3.30 9.900 | | 11.00 38.850 | |
| | Jorina RUTISHAUSER | 2006 | 3.50 11.500 | 1.40 7.000 | 3.10 10.100 | 3.00 9.900 | | 11.00 38.500 | |
| | Chiara ANDERES | 2006 | 2.00 11.200 | | | 3.10 10.200 | | 5.10 21.400 | |
| | Emilia MEILI | 2008 | 3.50 11.200 | 1.40 8.850 | | | | 4.90 20.050 | |
| | Ladina ZIMMERMANN | 2010 | | | 2.70 9.950 | 3.00 8.600 | | 5.70 18.550 | |
| | Selma HANSELMANN | 2010 | | 1.20 7.750 | 2.70 7.700 | | | 3.90 15.450 | |
| 3 | St. Gallen | | 34.800 3 | 23.450 3 | 28.700 3 | 31.250 1 | | 118.200 | |
| | Viviane GFELLER | 2009 | 2.00 10.600 | 1.40 6.000 | 3.70 8.350 | 2.90 8.650 | | 10.00 33.600 | |
| | Svenia DI SARLI | 2002 | 3.70 12.400 | | 3.90 9.250 | 3.20 10.250 | | 10.80 31.900 | |
| | Eline FÄSSLER | 2007 | 3.00 11.300 | 1.00 6.400 | | 3.10 10.500 | | 7.10 28.200 | |
| | Julia WEISSENHOFER | 2008 | | 2.00 9.950 | 3.60 10.400 | | | 5.60 20.350 | |
| | Sira KELLER | 2003 | 2.80 11.100 | | 3.30 9.050 | | | 6.10 20.150 | |
| | Elena MATTIOLI | 2003 | | 1.30 7.100 | | 3.10 10.500 | | 4.40 17.600 | |
| 4 | Aargau 3 | | 34.600 4 | 21.950 4 | 28.450 4 | 30.050 3 | 0.30 | 114.750 | |
| | Jasmin STREBEL | 2007 | 3.50 11.750 | 1.10 6.300 | 2.70 9.950 | 2.90 9.900 | | 10.20 37.900 | |
| | Milla SOMMER | 2007 | 2.80 10.950 | 1.10 9.250 | 3.10 7.950 | 3.30 9.500 | | 10.30 37.650 | |
| | Sara STÖCKLI | 2007 | 2.80 10.900 | 1.00 6.400 | 2.80 8.900 | 3.00 9.850 | | 9.60 36.050 | |
| | Lana AZHAN | 2005 | 3.50 11.900 | | 3.10 9.600 | 3.00 10.300 | | 9.60 31.800 | |
| 5 | Bern 3 | | 34.900 2 | 14.850 6 | 29.050 2 | 28.350 5 | | 107.150 | |
| | Alessia RAU | 2006 | 3.70 12.100 | 1.00 6.250 | 3.20 9.600 | 3.20 8.800 | | 11.10 36.750 | |
| | Maleah MATHIS | 2007 | 2.80 11.450 | 1.10 5.700 | 3.00 9.750 | 3.00 8.700 | | 9.90 35.600 | |
| | Amélie WALDNER | 2006 | 2.80 11.350 | 0.80 2.900 | 3.30 9.700 | 3.20 10.350 | | 10.10 34.300 | |
| | Alia GUT | 2010 | | | | 3.00 9.200 | | 3.00 9.200 | |
| 6 | Ticino 2 | | 34.200 5 | 15.850 5 | 27.450 5 | 27.300 6 | | 104.800 | |
| | Eleonora CÈ | 1995 | 3.00 11.400 | 1.00 8.100 | 2.40 10.100 | 2.20 9.550 | | 8.60 39.150 | |
| | Julia SOLCÀ | 2008 | 3.50 12.000 | 1.30 3.850 | 3.20 9.100 | 3.10 9.650 | | 11.10 34.600 | |
| | Giorgia MERLI | 2008 | 3.50 10.800 | 1.20 3.850 | | 2.30 8.100 | | 7.00 22.750 | |
| | Giada MERLO | 2008 | | 1.00 3.900 | 2.60 8.050 | | | 3.60 11.950 | |
| | Oddo GIULIA STELLA | 2006 | | | 2.60 8.250 | | | 2.60 8.250 | |