













OFFICIAL RESULTS

ARTISTIC GYMNASTICS







All-Around Results

Rank	BIB	Name	NAT																			Total		
				D	Total	Rk.	D	Total	Rk.	D	Total	Rk.	D	Total	Rk.	D	Total	Rk.	D	Total	Rk.			
				E	Pen.		E	Pen.		E	Pen.		E	Pen.		E	Pen.		E	Pen.				
1	305	FRASER Joe	GBR	5.6	13.633	29	6.1	14.600	1	5.6	14.266	9	5.2	14.300	26	6.5	15.066	1	5.5	13.700	15	85.565		
				8.033	0.000	8.500	0.000	8.666	0.000	9.200	-0.100	8.566	0.000	8.200	0.000									
2	396	ONDER Ahmet	TUR	5.8	14.266	5	5.5	13.500	24	5.8	13.933	15	5.2	14.533	13	6.6	14.666	7	5.9	14.233	2	85.131		
				8.566	-0.100	8.000	0.000	8.133	0.000	9.333	0.000	8.066	0.000	8.333	0.000									
3	397	ASIL Adem	TUR	5.8	14.266	7	5.0	13.300	27	6.3	14.933	2	6.0	15.200	1	5.6	14.133	15	4.7	12.633	60	84.465		
				8.466	0.000	8.300	0.000	8.633	0.000	9.200	0.000	8.533	0.000	7.933	0.000									
4	290	PLATA Joel	ESP	6.0	14.033	12	5.4	13.566	22	5.0	13.433	32	5.6	14.766	8	5.7	13.933	27	5.9	14.000	5	83.731		
				8.033	0.000	8.166	0.000	8.433	0.000	9.166	0.000	8.233	0.000	8.100	0.000									
5	383	SEIFERT Noe	SUI	5.8	13.933	16	5.7	13.666	15	5.0	13.600	25	4.8	14.066	37	5.9	13.633	41	5.7	14.133	3	83.031		
				8.133	0.000	7.966	0.000	8.600	0.000	9.266	0.000	7.733	0.000	8.433	0.000									
6	324	MESZAROS Krisztofer	HUN	6.0	14.500	2	5.7	13.233	35	4.4	13.033	53	5.2	14.400	22	5.9	14.233	12	5.5	13.600	18	82.999		
				8.500	0.000	7.533	0.000	8.633	0.000	9.300	-0.100	8.333	0.000	8.100	0.000									
7	345	CASALI Lorenzo Minh	ITA	6.0	14.200	10	4.8	12.833	51	5.1	13.500	31	5.6	14.466	19	5.6	14.166	14	5.1	13.366	31	82.531		
				8.200	0.000	8.033	0.000	8.400	0.000	8.966	-0.100	8.566	0.000	8.266	0.000									







All-Around Results

Rank	BIB	Name	NAT																			Total			
				D	Total	Rk.	D	Total	Rk.	D	Total	Rk.	D	Total	Rk.	D	Total	Rk.	D	Total	Rk.				
				E	Pen.		E	Pen.		E	Pen.		E	Pen.		E	Pen.		E	Pen.					
8	306	JARMAN Jake	GBR	6.3	14.466	4	5.4	13.033	43	4.6	12.800	72	5.6	14.833	4	5.9	14.133	17	4.6	13.200	41				82.465
				8.166	0.000		7.633	0.000		8.200	0.000		9.233	0.000		8.233	0.000		8.600	0.000					
9	314	DAUSER Lukas	GER	5.3	13.766	23	5.1	13.166	37	5.2	13.333	37	4.8	13.633	68	6.4	14.766	4	5.3	13.500	22				82.164
				8.466	0.000		8.066	0.000		8.133	0.000		8.933	-0.100		8.366	0.000		8.200	0.000					
10	344	BARTOLINI Nicola	ITA	5.9	14.500	1	5.2	13.566	20	4.3	12.833	68	5.2	14.300	26	5.0	13.633	39	4.4	13.266	36				82.098
				8.600	0.000		8.366	0.000		8.533	0.000		9.200	-0.100		8.633	0.000		8.866	0.000					
11	399	KOVTUN Illia	UKR	6.1	14.466	3	6.3	13.366	26	4.6	12.566	84	5.2	14.400	22	6.3	14.766	3	5.3	12.433	73				81.997
				8.366	0.000		7.066	0.000		7.966	0.000		9.300	-0.100		8.466	0.000		7.133	0.000					
12	347	LEVANTESI Matteo	ITA	5.6	13.666	27	5.0	12.866	50	4.7	13.133	47	5.2	13.933	51	5.6	14.800	2	5.1	13.533	21				81.931
				8.066	0.000		7.866	0.000		8.433	0.000		9.033	-0.300		9.200	0.000		8.433	0.000					
13	300	SALADINO Leo	FRA	5.6	13.366	38	5.1	13.066	41	5.1	13.700	22	5.6	14.600	10	5.7	13.866	28	5.0	13.033	45				81.631
				7.766	0.000		7.966	0.000		8.600	0.000		9.000	0.000		8.166	0.000		8.033	0.000					
14	362	HEGGENSNES Sofus	NOR	5.0	13.333	39	5.1	12.966	46	4.6	13.300	39	5.2	14.500	14	5.2	13.666	37	5.2	13.666	16				81.431
				8.333	0.000		7.866	0.000		8.700	0.000		9.300	0.000		8.466	0.000		8.466	0.000					







All-Around Results

Rank	BIB	Name	NAT																			Total		
				D	Total	Rk.	D	Total	Rk.	D	Total	Rk.	D	Total	Rk.	D	Total	Rk.	D	Total	Rk.			
				E	Pen.		E	Pen.		E	Pen.		E	Pen.		E	Pen.		E	Pen.				
15	292	MIR Nicolau	ESP	5.7	14.000	14	4.8	13.000	44	3.9	11.500	103	5.2	14.700	9	5.9	14.633	8	4.9	13.400	26	81.233		
				8.300	0.000		8.200	0.000		7.600	0.000		9.500	0.000		8.733	0.000		8.500	0.000				
16	265	TIKHONOV Ivan	AZE	5.6	13.600	31	5.7	12.233	69	5.7	13.833	18	5.2	14.333	25	5.6	13.800	31	5.1	13.400	29	81.199		
				8.100	-0.100		6.533	0.000		8.133	0.000		9.233	-0.100		8.200	0.000		8.300	0.000				
17	374	BURTANETE Gabriel	ROU	5.6	13.100	59	4.4	12.700	56	4.9	13.733	19	5.6	14.833	4	5.3	13.533	44	4.2	12.833	52	80.732		
				7.500	0.000		8.300	0.000		8.833	0.000		9.233	0.000		8.233	0.000		8.633	0.000				
18	377	MARC Razvan-Denis	ROU	5.4	12.833	68	4.3	12.400	64	5.3	13.966	13	4.8	14.000	44	5.2	13.700	34	4.9	13.400	26	80.299		
				7.433	0.000		8.100	0.000		8.666	0.000		9.200	0.000		8.500	0.000		8.500	0.000				
19	325	BALAZS Krisztian	HUN	5.4	12.966	62	4.9	12.833	52	4.4	13.000	57	4.8	13.766	63	5.8	13.966	26	5.6	13.733	14	80.264		
				7.666	-0.100		7.933	0.000		8.600	0.000		9.066	-0.100		8.166	0.000		8.133	0.000				
20	272	HUDDLESTON David	BUL	5.6	11.666	101	5.1	13.633	17	5.3	13.133	49	5.2	14.266	29	5.7	14.333	10	4.4	12.833	54	79.864		
				6.066	0.000		8.533	0.000		7.833	0.000		9.166	-0.100		8.633	0.000		8.433	0.000				
21	386	PFYL Marco	SUI	5.2	13.133	53	4.4	12.500	62	4.8	13.066	52	4.8	13.566	70	6.1	13.700	35	5.6	13.833	9	79.798		
				7.933	0.000		8.100	0.000		8.266	0.000		9.066	-0.300		7.600	0.000		8.233	0.000				







All-Around Results

Rank	BIB	Name	NAT																			Total		
				D	Total	Rk.	D	Total	Rk.	D	Total	Rk.	D	Total	Rk.	D	Total	Rk.	D	Total	Rk.			
				E	Pen.		E	Pen.		E	Pen.		E	Pen.		E	Pen.		E	Pen.				
22	296	KIRMES Robert	FIN	5.6	13.833	20	5.2	13.266	29	4.7	13.266	40	4.0	13.000	90	4.9	12.933	63	4.9	13.400	26	79.698		
				8.233	0.000		8.066	0.000		8.566	0.000		9.000	0.000		8.033	0.000		8.500	0.000				
23	297	KOSKI Elias	FIN	5.1	13.200	49	4.7	13.233	30	4.7	12.966	60	4.8	13.633	69	5.1	13.400	48	4.9	13.266	37	79.698		
				8.100	0.000		8.533	0.000		8.266	0.000		8.833	0.000		8.300	0.000		8.366	0.000				
24	391	RUMBUTIS David	SWE	4.6	13.233	45	5.1	12.766	55	4.0	12.633	80	4.8	14.033	41	5.0	13.800	30	4.9	13.100	44	79.565		
				8.633	0.000		7.666	0.000		8.633	0.000		9.233	0.000		8.800	0.000		8.200	0.000				
25	330	CUNNINGHAM Dominick	IRL	5.7	13.966	15	4.2	11.733	84	5.1	12.966	61	5.2	14.466	16	5.1	13.233	53	4.7	13.166	42	79.530		
				8.266	0.000		7.533	0.000		7.866	0.000		9.266	0.000		8.133	0.000		8.466	0.000				
26	384	FREY Andrin	SUI	6.0	14.033	12	4.9	12.000	75	4.9	13.000	58	5.0	14.233	30	5.3	12.900	65	4.9	13.233	40	79.399		
				8.033	0.000		7.100	0.000		8.100	0.000		9.233	0.000		7.600	0.000		8.333	0.000				
27	267	ONOSHIMA Takumi	BEL	5.7	13.866	18	4.3	11.166	95	4.4	13.133	45	4.8	13.966	48	5.3	13.533	44	4.9	13.733	12	79.397		
				8.166	0.000		7.366	0.000		8.733	0.000		9.166	0.000		8.233	0.000		8.833	0.000				
28	360	GRUENBERG Jermain	NED	5.1	12.833	66	4.3	12.000	74	4.2	12.866	65	4.8	13.800	60	5.5	14.166	13	4.6	13.466	23	79.131		
				8.033	-0.300		7.700	0.000		8.666	0.000		9.100	-0.100		8.666	0.000		8.866	0.000				







All-Around Results

Rank	BIB	Name	NAT																			Total		
				D	Total	Rk.	D	Total	Rk.	D	Total	Rk.	D	Total	Rk.	D	Total	Rk.	D	Total	Rk.			
				E	Pen.		E	Pen.		E	Pen.		E	Pen.		E	Pen.		E	Pen.				
29	316	TREBING Glenn	GER	5.5	13.800	22	5.8	13.666	16	5.0	13.133	48	4.8	13.766	65	5.1	12.366	85	4.9	12.333	77	79.064		
				8.300	0.000		7.866	0.000		8.133	0.000		8.966	0.000		7.266	0.000		7.433	0.000				
30	258	BENDA Alexander	AUT	5.6	13.500	33	4.1	12.266	66	4.3	12.866	66	4.8	13.800	61	4.7	13.166	54	5.1	13.366	31	78.964		
				7.900	0.000		8.166	0.000		8.566	0.000		9.000	0.000		8.466	0.000		8.266	0.000				
31	255	KHACHIKYAN Gagik	ARM	4.8	13.433	34	6.3	13.600	19	4.1	12.866	64	4.8	14.000	44	4.3	12.900	64	3.7	12.133	88	78.932		
				8.633	0.000		7.300	0.000		8.766	0.000		9.200	0.000		8.600	0.000		8.433	0.000				
32	291	ABAD Nestor	ESP	5.4	12.433	86	5.0	10.500	105	5.3	13.666	23	5.2	14.100	36	5.8	14.400	9	5.3	13.800	10	78.899		
				7.133	-0.100		5.500	0.000		8.366	0.000		9.200	-0.300		8.600	0.000		8.500	0.000				
33	317	TOBA Andreas	GER	5.2	13.166	50	5.6	13.866	11	5.5	13.966	14	5.2	12.866	96	5.0	12.766	69	4.9	11.933	94	78.563		
				7.966	0.000		8.266	0.000		8.466	0.000		7.966	-0.300		7.766	0.000		7.033	0.000				
34	358	HAGENAAR Jordi	NED	5.1	13.033	60	4.2	11.566	88	4.4	12.800	71	4.8	13.900	53	5.0	13.633	39	5.2	13.566	19	78.498		
				7.933	0.000		7.366	0.000		8.400	0.000		9.100	0.000		8.633	0.000		8.366	0.000				
35	400	PAKHNIUK Petro	UKR	5.4	12.600	81	5.5	11.733	86	4.4	12.733	77	5.2	14.466	16	6.0	13.000	61	5.0	13.333	33	77.865		
				7.200	0.000		6.233	0.000		8.333	0.000		9.266	0.000		7.000	0.000		8.333	0.000				







All-Around Results

Rank	BIB	Name	NAT																			Total		
				D	Total	Rk.	D	Total	Rk.	D	Total	Rk.	D	Total	Rk.	D	Total	Rk.	D	Total	Rk.			
				E	Pen.		E	Pen.		E	Pen.		E	Pen.		E	Pen.		E	Pen.				
36	326	TOMCSANYI Benedek	HUN	5.3	12.233	93	5.8	12.933	47	5.1	13.366	35	4.8	13.933	50	5.4	13.100	58	4.4	12.166	85	77.731		
				6.933	0.000		7.133	0.000		8.266	0.000		9.133	0.000		7.700	0.000		7.766	0.000				
37	363	WIBYE Harald	NOR	5.1	12.933	64	3.9	11.933	77	4.3	12.566	83	4.8	13.766	63	5.1	13.966	25	4.5	12.566	66	77.730		
				7.833	0.000		8.033	0.000		8.266	0.000		9.066	-0.100		8.866	0.000		8.066	0.000				
38	373	NOGUEIRA Jose	POR	5.3	13.400	36	3.9	12.566	59	4.2	12.600	82	4.8	13.900	53	4.1	12.566	79	4.3	12.533	67	77.565		
				8.200	-0.100		8.666	0.000		8.400	0.000		9.100	0.000		8.466	0.000		8.233	0.000				
39	343	ZEIDEL Uri	ISR	5.5	13.766	24	5.0	13.233	32	4.3	13.000	56	4.8	12.500	103	4.6	12.733	71	4.3	12.033	90	77.265		
				8.266	0.000		8.233	0.000		8.700	0.000		8.000	-0.300		8.133	0.000		7.733	0.000				
40	266	VAN DEN KEYBUS Luka	BEL	5.6	12.500	84	5.6	10.900	99	4.3	12.766	75	5.2	14.066	39	4.8	13.500	46	5.4	13.466	24	77.198		
				6.900	0.000		5.300	0.000		8.466	0.000		9.166	-0.300		8.700	0.000		8.066	0.000				
41	261	MATIEV Askhab	AUT	5.1	12.700	75	4.3	12.533	60	4.1	12.700	78	4.8	13.800	61	4.2	12.800	67	4.1	12.633	59	77.166		
				7.600	0.000		8.233	0.000		8.600	0.000		9.000	0.000		8.600	0.000		8.533	0.000				
42	338	REINHARDSSON Valgard	ISL	5.4	13.433	35	3.6	11.933	76	4.3	12.633	81	4.8	14.033	41	4.8	12.733	72	4.3	12.333	76	77.098		
				8.033	0.000		8.333	0.000		8.333	0.000		9.233	0.000		7.933	0.000		8.033	0.000				







All-Around Results

Rank	BIB	Name	NAT																			Total		
				D	Total	Rk.	D	Total	Rk.	D	Total	Rk.	D	Total	Rk.	D	Total	Rk.	D	Total	Rk.			
				E	Pen.		E	Pen.		E	Pen.		E	Pen.		E	Pen.		E	Pen.				
43	353	KUZMICKAS Tomas	LTU	5.0	13.133	52	4.5	12.200	70	4.1	12.266	91	4.8	13.066	86	4.8	13.333	49	4.7	12.966	48	76.964		
				8.133	0.000		7.700	0.000		8.166	0.000		8.266	0.000		8.533	0.000		8.266	0.000				
44	283	ANGONAS Georgios	CYP	4.8	12.666	77	3.9	12.000	73	4.0	12.166	95	4.8	13.200	81	5.1	13.666	36	4.8	13.233	39	76.931		
				7.866	0.000		8.100	0.000		8.166	0.000		8.700	-0.300		8.566	0.000		8.433	0.000				
45	259	ARNOLD Manuel Helmut	AUT	4.5	12.833	65	5.3	13.566	21	4.9	13.000	58	4.0	13.100	85	4.2	12.700	73	3.8	11.633	95	76.832		
				8.333	0.000		8.266	0.000		8.100	0.000		9.100	0.000		8.500	0.000		7.833	0.000				
46	352	CHASAZYROVAS Gytis	LTU	5.8	13.100	57	6.0	13.633	18	4.7	11.000	108	5.2	13.066	87	5.0	13.300	51	3.9	12.300	78	76.399		
				7.900	-0.600		7.633	0.000		6.300	0.000		7.966	-0.100		8.300	0.000		8.400	0.000				
47	271	ALEKSANDROV Yordan	BUL	5.1	11.633	102	4.6	11.900	79	4.8	13.166	44	4.8	13.833	59	5.5	12.200	87	5.2	13.633	17	76.365		
				6.733	-0.200		7.300	0.000		8.366	0.000		9.033	0.000		6.700	0.000		8.433	0.000				
48	331	FOX Daniel	IRL	4.8	11.666	100	4.6	12.800	53	5.7	13.733	21	4.0	13.200	79	5.0	12.866	66	3.5	11.966	92	76.231		
				7.866	0.000		8.200	0.000		8.033	0.000		9.200	0.000		7.866	0.000		8.466	0.000				
49	364	KARLSEN Jacob	NOR	4.5	13.300	40	4.1	11.300	94	5.3	13.733	20	4.8	14.133	34	3.7	10.566	105	3.8	12.600	62	75.632		
				8.800	0.000		7.200	0.000		8.433	0.000		9.333	0.000		6.866	0.000		8.800	0.000				







All-Around Results

Rank	BIB	Name	NAT																			Total			
				D	Total	Rk.	D	Total	Rk.	D	Total	Rk.	D	Total	Rk.	D	Total	Rk.	D	Total	Rk.				
				E	Pen.		E	Pen.		E	Pen.		E	Pen.		E	Pen.		E	Pen.					
50	390	LENBERG Joakim	SWE	4.7	13.233	47	4.4	11.633	87	3.7	12.400	87	4.8	13.400	75	4.4	12.800	68	3.4	12.133	86				75.599
				8.533	0.000	7.233	0.000	8.700	0.000	8.700	-0.100	8.400	0.000	8.733	0.000										
51	295	KIRMES Oskar	FIN	4.7	11.566	105	4.7	12.400	65	4.6	12.700	79	4.8	12.700	101	5.0	13.233	52	4.7	12.866	50				75.465
				6.966	-0.100	7.700	0.000	8.100	0.000	7.900	0.000	8.233	0.000	8.166	0.000										
52	274	TRIFONOV Teodor	BUL	5.5	13.133	55	4.6	12.266	67	4.6	11.500	104	4.8	13.266	76	4.3	12.733	70	4.2	12.500	69				75.398
				7.633	0.000	7.666	0.000	6.900	0.000	8.766	-0.300	8.433	0.000	8.300	0.000										
53	285	CHARI Michalis	CYP	5.5	13.133	54	3.6	11.066	96	4.3	12.133	96	4.8	13.900	53	4.2	12.700	73	3.8	12.133	89				75.065
				7.733	-0.100	7.466	0.000	7.833	0.000	9.100	0.000	8.500	0.000	8.333	0.000										
54	370	CAMPOS Guilherme	POR	5.4	13.300	41	3.4	10.933	97	4.2	12.500	85	5.2	14.066	40	4.1	11.666	95	4.0	12.566	65				75.031
				8.000	-0.100	7.533	0.000	8.300	0.000	8.966	-0.100	7.566	0.000	8.566	0.000										
55	333	MC ATEER Ewan	IRL	5.1	12.400	89	4.0	11.733	83	3.9	11.933	101	5.2	14.566	12	4.2	12.166	88	4.0	12.200	84				74.998
				7.300	0.000	7.733	0.000	8.033	0.000	9.366	0.000	7.966	0.000	8.200	0.000										
56	322	KANELLOS Apostolos	GRE	4.5	12.566	82	5.3	11.733	85	3.9	11.066	107	4.0	12.933	94	4.1	12.966	62	4.7	12.633	60				73.897
				8.066	0.000	6.433	0.000	7.466	-0.300	8.933	0.000	8.866	0.000	7.933	0.000										







All-Around Results

Rank	BIB	Name	NAT																			Total		
				D	Total	Rk.	D	Total	Rk.	D	Total	Rk.	D	Total	Rk.	D	Total	Rk.	D	Total	Rk.			
				E	Pen.		E	Pen.		E	Pen.		E	Pen.		E	Pen.		E	Pen.				
57	312	SITCHINAVA Bidzina	GEO	5.1 7.733	12.833 0.000	67 4.3 7.066	4.3 0.000	11.366 8.466	92 4.3 0.000	4.3 0.000	12.766 9.233	75 4.0 0.000	4.0 0.000	13.233 8.033	78 4.6 0.000	4.6 0.000	12.633 6.433	77 4.2 0.000	4.2 0.000	10.633 0.000	106	73.464		
58	309	ABESADZE Saba	GEO	5.3 6.300	11.600 0.000	104 3.8 7.700	3.8 0.000	11.500 8.333	89 4.7 0.000	4.7 8.333	13.033 0.000	55 5.2 7.966	5.2 -0.300	12.866 7.166	96 6.0 0.000	6.0 7.166	13.166 0.000	56 3.8 7.266	3.8 0.000	11.066 0.000	101	73.231		
59	395	SENER Kerem	TUR	5.2 4.866	9.766 -0.300	110 3.1 7.800	3.1 7.800	10.900 0.000	98 5.3 7.966	5.3 7.966	13.266 0.000	41 5.2 8.000	5.2 8.000	13.200 0.000	82 5.7 8.366	5.7 8.366	14.066 0.000	23 4.3 7.666	4.3 7.666	11.966 0.000	93	73.164		
60	350	PLATE Ricards	LAT	5.0 7.700	12.700 0.000	74 4.7 6.666	4.7 6.666	11.366 0.000	93 3.9 8.566	3.9 8.566	12.466 0.000	86 4.0 9.200	4.0 9.200	13.200 0.000	79 4.2 8.366	4.2 8.366	12.566 0.000	80 4.4 6.300	4.4 6.300	10.700 0.000	104	72.998		
61	336	THORISSON Jonas Ingi	ISL	5.0 7.733	12.633 -0.100	79 2.8 8.200	2.8 8.200	10.700 -0.300	104 3.7 7.500	3.7 7.500	11.200 0.000	106 4.8 8.866	4.8 8.866	13.666 0.000	67 3.9 8.633	3.9 8.633	12.533 0.000	81 3.5 8.633	3.5 8.633	12.133 0.000	87	72.865		
62	381	VEFIC Petar	SRB	5.1 6.533	11.633 0.000	103 3.8 6.466	3.8 6.466	10.266 0.000	107 4.4 7.966	4.4 7.966	12.366 0.000	89 4.8 8.866	4.8 8.866	13.566 -0.100	71 5.2 6.966	5.2 6.966	12.166 0.000	90 4.3 8.300	4.3 8.300	12.600 0.000	63	72.597		
63	323	KRANITIS Nikolaos	GRE	4.8 7.100	11.800 -0.100	97 3.7 7.100	3.7 7.100	10.800 0.000	101 4.2 8.600	4.2 8.600	12.800 0.000	69 4.8 9.100	4.8 9.100	13.900 0.000	53 3.0 7.866	3.0 7.866	10.866 0.000	104 4.1 8.133	4.1 8.133	12.233 0.000	80	72.399		

All-Around Results

Rank	BIB	Name	NAT																			Total			
				D	Total	Rk.	D	Total	Rk.	D	Total	Rk.	D	Total	Rk.	D	Total	Rk.	D	Total	Rk.				
				E	Pen.		E	Pen.		E	Pen.		E	Pen.		E	Pen.		E	Pen.					
64	367	GAWRONSKI Sebastian	POL	5.5	13.266	44	3.2	7.933	113	5.0	13.400	33	5.6	13.266	77	5.2	13.100	57	4.8	11.166	99				72.131
				7.766	0.000	7.733	-3.000	8.400	0.000	7.966	-0.300	7.900	0.000	6.366	0.000										
65	389	IDESJOE Karl	SWE	5.0	12.600	80	2.2	5.266	115	4.5	13.233	42	4.8	13.733	66	5.3	14.066	20	4.8	12.966	49				71.864
				7.700	-0.100	7.066	-4.000	8.733	0.000	8.933	0.000	8.766	0.000	0.000	8.166	0.000	8.166	0.000							
66	388	NEMCOVIC Matej	SVK	5.0	11.466	106	5.3	11.500	91	4.6	13.033	54	4.0	12.966	92	4.3	12.000	92	3.2	10.633	105				71.598
				6.466	0.000	6.200	0.000	8.433	0.000	8.966	0.000	7.700	0.000	7.433	0.000										
67	262	GAHRAMANOV Aghamurad	AZE	5.5	12.433	87	3.6	9.300	110	4.0	12.066	97	4.8	13.533	72	4.6	12.600	78	4.5	11.566	96				71.498
				6.933	0.000	5.700	0.000	8.066	0.000	8.833	-0.100	8.000	0.000	7.066	0.000										
68	321	GKINIS Stavros	GRE	5.0	12.666	78	3.6	6.966	114	5.1	13.100	51	4.0	12.833	98	4.5	13.066	59	4.0	12.500	68				71.131
				7.766	-0.100	6.366	-3.000	8.000	0.000	8.933	-0.100	8.566	0.000	8.500	0.000										
69	369	ALMEIDA Filipe	POR	5.1	13.133	51	3.5	10.866	100	3.2	9.233	109	5.2	13.066	87	3.3	10.233	106	3.9	12.666	57				69.197
				8.333	-0.300	7.366	0.000	6.333	-0.300	7.966	-0.100	6.933	0.000	8.766	0.000										
70	334	GUDMUNDSSON Martin	ISL	4.6	13.233	45	3.6	10.766	102	4.0	12.033	98	4.8	12.800	100	3.1	7.666	108	4.3	12.600	63				69.098
				8.633	0.000	7.166	0.000	8.033	0.000	8.300	-0.300	7.566	-3.000	8.300	0.000										

All-Around Results

Rank	BIB	Name	NAT																			Total			
				D	Total	Rk.	D	Total	Rk.	D	Total	Rk.	D	Total	Rk.	D	Total	Rk.	D	Total	Rk.				
				E	Pen.		E	Pen.		E	Pen.		E	Pen.		E	Pen.		E	Pen.					
71	263	SAFAROV Mansum	AZE	5.0	12.800	70	3.9	8.866	112	4.4	11.900	102	4.0	12.466	104	3.7	11.700	94	3.8	11.366	97				69.098
				7.800	0.000	4.966	0.000	7.500	0.000	8.766	-0.300	8.000	0.000	7.566	0.000										
72	288	JACOBSEN Aron	DEN	4.7	12.666	76	3.6	9.166	111	4.2	12.033	99	4.8	12.366	105	4.2	11.500	97	4.1	11.166	98				68.897
				7.966	0.000	5.566	0.000	7.833	0.000	7.866	-0.300	7.300	0.000	7.066	0.000										
73	311	JIMSHELEISHVILI loane	GEO	5.6	13.700	26	4.2	9.666	108	4.3	12.933	62	4.8	14.000	44	4.0	11.133	102	3.8	7.100	109				68.532
				8.100	0.000	5.466	0.000	8.633	0.000	9.200	0.000	7.133	0.000	6.300	-3.00										
74	355	KUZMICKAS Titas	LTU	4.0	12.400	88	3.1	4.200	116	3.5	11.366	105	2.4	9.833	106	3.7	12.466	83	3.2	11.133	100				61.398
				8.400	0.000	5.100	-4.000	7.866	0.000	7.733	-0.300	8.766	0.000	7.933	0.000										
	339	DOLGOPYAT Artem	ISR	6.1	14.266	6	5.6	11.933	78		DNS	0	5.2	14.433	20	5.3	13.833	29	4.7	12.833	55				DNF
				8.466	-0.300	6.333	0.000		0.000	9.333	-0.100	8.533	0.000	8.133	0.000										

LEGEND

 Horizontal bar	 Parallel bars	 Vault	 Rings	 Pommel horse	 Floor exercise
E Execution	D Difficulty	Rk. Ranking	Pen. Penalty		

Results By Apparatus



Rank	Bib	Name	NAT	E	D	Penalty	Total	
1	344	BARTOLINI Nicola	ITA	8.600	5.9		14.500	Q
2	324	MESZAROS Krisztofer	HUN	8.500	6.0		14.500	Q
3	399	KOVTUN Illia	UKR	8.366	6.1		14.466	Q
4	306	JARMAN Jake	GBR	8.166	6.3		14.466	Q
5	396	ONDER Ahmet	TUR	8.566	5.8	-0.10	14.266	Q
6	339	DOLGOPYAT Artem	ISR	8.466	6.1	-0.30	14.266	Q
7	397	ASIL Adem	TUR	8.466	5.8		14.266	Q
8	308	REGINI-MORAN Giarnni	GBR	8.366	5.9		14.266	Q
9	289	ZAPATA Rayderley	ESP	8.233	6.0		14.233	R1
10	345	CASALI Lorenzo Minh	ITA	8.200	6.0		14.200	R2
11	298	SORAVUO Emil	FIN	8.633	5.5		14.133	R3
12	384	FREY Andrin	SUI	8.033	6.0		14.033	
12	290	PLATA Joel	ESP	8.033	6.0		14.033	
14	292	MIR Nicolau	ESP	8.300	5.7		14.000	
15	330	CUNNINGHAM Dominick	IRL	8.266	5.7		13.966	
16	383	SEIFERT Noe	SUI	8.133	5.8		13.933	
17	299	OSBERGER Benjamin	FRA	8.366	5.6	-0.10	13.866	
18	267	ONOSHIMA Takumi	BEL	8.166	5.7		13.866	
19	348	ABBADINI Yumin	ITA	8.433	5.4		13.833	
20	296	KIRMES Robert	FIN	8.233	5.6		13.833	
21	385	KRATTER Moreno	SUI	7.933	5.9		13.833	
22	316	TREBING Glenn	GER	8.300	5.5		13.800	
23	314	DAUSER Lukas	GER	8.466	5.3		13.766	
24	343	ZEIDEL Uri	ISR	8.266	5.5		13.766	
25	301	DEGOUY Paul	FRA	8.433	5.3		13.733	
26	311	JIMSHELEISHVILI Ioane	GEO	8.100	5.6		13.700	

Results By Apparatus



Rank	Bib	Name	NAT	E	D	Penalty	Total
27	347	LEVANTESI Matteo	ITA	8.066	5.6		13.666
28	359	DE VEER Martijn	NED	8.433	5.2		13.633
29	305	FRASER Joe	GBR	8.033	5.6		13.633
30	372	MARQUES Marcelo	POR	8.200	5.4		13.600
31	265	TIKHONOV Ivan	AZE	8.100	5.6	-0.10	13.600
32	281	GEORGIU Marios	CYP	8.033	5.5		13.533
33	258	BENDA Alexander	AUT	7.900	5.6		13.500
34	255	KHACHIKYAN Gagik	ARM	8.633	4.8		13.433
35	338	REINHARDSSON Valgard	ISL	8.033	5.4		13.433
36	373	NOGUEIRA Jose	POR	8.200	5.3	-0.10	13.400
37	327	KARDOS Botond	HUN	7.966	5.4		13.366
38	300	SALADINO Leo	FRA	7.766	5.6		13.366
39	362	HEGGENSNES Sofus	NOR	8.333	5.0		13.333
40	364	KARLSEN Jacob	NOR	8.800	4.5		13.300
41	370	CAMPOS Guilherme	POR	8.000	5.4	-0.10	13.300
42	375	MUNTEAN Andrei Vasile	ROU	8.000	5.3		13.300
43	365	SKOGVANG Peder	NOR	7.966	5.4	-0.10	13.266
44	367	GAWRONSKI Sebastian	POL	7.766	5.5		13.266
45	334	GUDMUNDSSON Martin	ISL	8.633	4.6		13.233
45	391	RUMBUTIS David	SWE	8.633	4.6		13.233
47	390	LENBERG Joakim	SWE	8.533	4.7		13.233
48	318	KOCHAN Lucas	GER	7.833	5.4		13.233
49	297	KOSKI Elias	FIN	8.100	5.1		13.200
50	317	TOBA Andreas	GER	7.966	5.2		13.166
51	369	ALMEIDA Filipe	POR	8.333	5.1	-0.30	13.133
52	353	KUZMICKAS Tomas	LTU	8.133	5.0		13.133

Results By Apparatus



Rank	Bib	Name	NAT	E	D	Penalty	Total
53	386	PFYL Marco	SUI	7.933	5.2		13.133
54	285	CHARI Michalis	CYP	7.733	5.5	-0.10	13.133
55	274	TRIFONOV Teodor	BUL	7.633	5.5		13.133
56	303	SALEUR Julien	FRA	8.000	! 5.1		13.100
57	352	CHASAZYROVAS Gytis	LTU	7.900	5.8	-0.60	13.100
58	361	RAMSAHAI Yazz	NED	7.900	5.6	-0.40	13.100
59	374	BURTANETE Gabriel	ROU	7.500	5.6		13.100
60	358	HAGENAAR Jordi	NED	7.933	5.1		13.033
61	402	RADIVILOV Igor	UKR	8.066	5.2	-0.30	12.966
62	325	BALAZS Krisztian	HUN	7.666	5.4	-0.10	12.966
63	376	BURTANETE Robert	ROU	7.833	5.2	-0.10	12.933
64	363	WIBYE Harald	NOR	7.833	5.1		12.933
65	259	ARNOLD Manuel Helmut	AUT	8.333	4.5		12.833
66	360	GRUENBERG Jermain	NED	8.033	5.1	-0.30	12.833
67	312	SITCHINAVA Bidzina	GEO	7.733	5.1		12.833
68	377	MARC Razvan-Denis	ROU	7.433	5.4		12.833
69	332	MONTGOMERY Eamon	IRL	7.033	5.8		12.833
70	263	SAFAROV Mansum	AZE	7.800	5.0		12.800
71	269	CUYLE Nicola	BEL	7.333	5.5	-0.10	12.733
72	307	TULLOCH Courtney	GBR	7.233	5.5		12.733
73	287	DALSGARD Rani	DEN	7.700	5.3	-0.30	12.700
74	350	PLATE Ricards	LAT	7.700	5.0		12.700
75	261	MATIEV Askhab	AUT	7.600	5.1		12.700
76	288	JACOBSEN Aron	DEN	7.966	4.7		12.666
77	283	ANGONAS Georgios	CYP	7.866	4.8		12.666
78	321	GKINIS Stavros	GRE	7.766	5.0	-0.10	12.666

Results By Apparatus



Rank	Bib	Name	NAT	E	D	Penalty	Total
79	336	THORISSON Jonas Ingi	ISL	7.733	5.0	-0.10	12.633
80	389	IDESJOE Karl	SWE	7.700	5.0	-0.10	12.600
81	400	PAKHNIUK Petro	UKR	7.200	5.4		12.600
82	322	KANELLOS Apostolos	GRE	8.066	4.5		12.566
83	398	KOSAK Mehmet Ayberk	TUR	7.000	5.5		12.500
84	266	VAN DEN KEYBUS Luka	BEL	6.900	5.6		12.500
85	342	GULIDOV Pavel	ISR	7.466	5.2	-0.20	12.466
86	291	ABAD Nestor	ESP	7.133	5.4	-0.10	12.433
87	262	GAHRAMANOV Aghamurad	AZE	6.933	5.5		12.433
88	355	KUZMICKAS Titas	LTU	8.400	4.0		12.400
89	333	MC ATEER Ewan	IRL	7.300	5.1		12.400
90	260	RUDY Ricardo	AUT	7.166	5.2		12.366
91	337	VALGEIRSSON Atli Snaer	ISL	7.633	4.7		12.333
92	393	VANSTROEM Kim	SWE	7.033	5.3		12.333
93	326	TOMCSANYI Benedek	HUN	6.933	5.3		12.233
94	279	BENOVIC Aurel	CRO	6.133	6.2	-0.20	12.133
95	268	CUYLE Glen	BEL	6.700	5.4		12.100
96	310	DUDUCHAVA Valiko	GEO	7.133	4.7		11.833
97	323	KRANITIS Nikolaos	GRE	7.100	4.8	-0.10	11.800
98	403	MELNYKOV Mykyta	UKR	6.666	5.1		11.766
99	284	PILAKOURIS Sokratis	CYP	7.300	4.4		11.700
100	331	FOX Daniel	IRL	7.866	! 3.8		11.666
101	272	HUDDLESTON David	BUL	6.066	5.6		11.666
102	271	ALEKSANDROV Yordan	BUL	6.733	5.1	-0.20	11.633
103	381	VEFIC Petar	SRB	6.533	5.1		11.633
104	309	ABESADZE Saba	GEO	6.300	5.3		11.600

Results By Apparatus



Rank	Bib	Name	NAT	E	D	Penalty	Total
105	295	KIRMES Oskar	FIN	6.966	4.7	-0.10	11.566
106	388	NEMCOVIC Matej	SVK	6.466	5.0		11.466
107	273	DIMITROV Dimitar	BUL	5.566	5.9	-0.20	11.266
108	380	BOZIC Nikolaj	SLO	6.033	4.9	-0.10	10.833
109	354	LIASKINAS Ernestas	LTU	6.200	4.5		10.700
110	395	SENER Kerem	TUR	4.866	5.2	-0.30	9.766

NOTE The 8 highest ranked participants in the qualifying competition per apparatus will qualify for the apparatus finals. A maximum number of 2 participant(s) per National Federation are allowed in these finals. 3 reserve participant(s) will be nominated for each final. Exclamation sign (!) at Difficulty score informs that score was under inquiry.

LEGEND



Floor exercise

D Difficulty

E Execution

Results By Apparatus



Rank	Bib	Name	NAT	E	D	Penalty	Total
1	305	FRASER Joe	GBR	8.500	6.1		14.600 Q
2	357	DE MUNCK Loran	NED	8.266	6.3		14.566 Q
3	256	MERDINYAN Harutyun	ARM	8.400	6.1		14.500 Q
4	277	UDE Filip	CRO	8.633	5.8		14.433 Q
5	299	OSBERGER Benjamin	FRA	8.666	5.7		14.366 Q
6	315	DUNKEL Nils	GER	8.266	6.1		14.366 Q
7	394	ARICAN Ferhat	TUR	8.500	5.8		14.300 Q
8	253	DAVTYAN Artur	ARM	8.500	5.7		14.200 Q
9	329	MC CLENAGHAN Rhys	IRL	8.300	5.9		14.200 R1
10	304	HALL James	GBR	8.033	5.9		13.933 R2
11	317	TOBA Andreas	GER	8.266	5.6		13.866 R3
12	280	ZUGEC Mateo	CRO	8.333	5.5		13.833
13	278	SELIGMAN Robert	CRO	8.266	5.5		13.766
14	293	DIALLO Thierno	ESP	7.966	5.8		13.766
15	383	SEIFERT Noe	SUI	7.966	! 5.7		13.666
16	316	TREBING Glenn	GER	7.866	5.8		13.666
17	272	HUDDLESTON David	BUL	8.533	5.1		13.633
18	352	CHASAZYROVAS Gytis	LTU	7.633	6.0		13.633
19	255	KHACHIKYAN Gagik	ARM	7.300	6.3		13.600
20	344	BARTOLINI Nicola	ITA	8.366	5.2		13.566
21	259	ARNOLD Manuel Helmut	AUT	8.266	5.3		13.566
22	290	PLATA Joel	ESP	8.166	5.4		13.566
23	303	SALEUR Julien	FRA	8.400	5.1		13.500
24	396	ONDER Ahmet	TUR	8.000	5.5		13.500
25	392	SUNDELL William	SWE	8.200	5.2		13.400
26	399	KOVTUN Illia	UKR	7.066	6.3		13.366

Results By Apparatus



Rank	Bib	Name	NAT	E	D	Penalty	Total
27	397	ASIL Adem	TUR	8.300	5.0		13.300
27	275	RADKOV Rayan	BUL	8.300	5.0		13.300
29	296	KIRMES Robert	FIN	8.066	5.2		13.266
30	297	KOSKI Elias	FIN	8.533	4.7		13.233
31	260	RUDY Ricardo	AUT	8.433	4.8		13.233
32	343	ZEIDEL Uri	ISR	8.233	5.0		13.233
33	270	KUAVITA Noah	BEL	8.033	5.2		13.233
34	341	MYAKININ Alexander	ISR	7.733	5.5		13.233
35	324	MESZAROS Krisztofer	HUN	7.533	5.7		13.233
36	387	TAMSEL Dominic	SUI	8.100	5.1		13.200
37	314	DAUSER Lukas	GER	8.066	5.1		13.166
38	328	KISS Balazs	HUN	7.766	5.4		13.166
39	308	REGINI-MORAN Giarnni	GBR	7.733	5.4		13.133
40	401	KOLODII Pantely	UKR	7.800	5.3		13.100
41	300	SALADINO Leo	FRA	7.966	5.1		13.066
42	349	MICKEVICS Dmitrijs	LAT	7.766	5.3		13.066
43	306	JARMAN Jake	GBR	7.633	5.4		13.033
44	292	MIR Nicolau	ESP	8.200	4.8		13.000
45	302	BERNARD Cameron-Lie	FRA	8.000	5.0		13.000
46	362	HEGGENSNES Sofus	NOR	7.866	5.1		12.966
47	326	TOMCSANYI Benedek	HUN	7.133	5.8		12.933
48	269	CUYLE Nicola	BEL	7.800	5.1		12.900
49	286	SLIZ Radomir	CZE	7.700	5.2		12.900
50	347	LEVANTESI Matteo	ITA	7.866	5.0		12.866
51	345	CASALI Lorenzo Minh	ITA	8.033	4.8		12.833
52	325	BALAZS Krisztian	HUN	7.933	4.9		12.833

Results By Apparatus



Rank	Bib	Name	NAT	E	D	Penalty	Total
53	331	FOX Daniel	IRL	8.200	4.6		12.800
54	403	MELNYKOV Mykyta	UKR	7.200	5.6		12.800
55	391	RUMBUTIS David	SWE	7.666	5.1		12.766
56	374	BURTANETE Gabriel	ROU	8.300	4.4		12.700
57	313	SKHILADZE Levan	GEO	7.500	5.2		12.700
58	342	GULIDOV Pavel	ISR	8.033	4.6		12.633
59	373	NOGUEIRA Jose	POR	8.666	3.9		12.566
60	261	MATIEV Askhab	AUT	8.233	4.3		12.533
61	348	ABBADINI Yumin	ITA	7.533	5.0		12.533
62	386	PFYL Marco	SUI	8.100	4.4		12.500
63	376	BURTANETE Robert	ROU	8.366	4.1		12.466
64	377	MARC Razvan-Denis	ROU	8.100	4.3		12.400
65	295	KIRMES Oskar	FIN	7.700	4.7		12.400
66	258	BENDA Alexander	AUT	8.166	4.1		12.266
67	274	TRIFONOV Teodor	BUL	7.666	4.6		12.266
68	294	KANERVA Tarmo	FIN	7.833	4.4		12.233
69	265	TIKHONOV Ivan	AZE	6.533	5.7		12.233
70	353	KUZMICKAS Tomas	LTU	7.700	4.5		12.200
71	320	KELESIDIS Georgios	GRE	7.000	5.2		12.200
72	281	GEORGIU Marios	CYP	5.833	6.2		12.033
73	283	ANGONAS Georgios	CYP	8.100	3.9		12.000
74	360	GRUENBERG Jermain	NED	7.700	4.3		12.000
75	384	FREY Andrin	SUI	7.100	4.9		12.000
76	338	REINHARDSSON Valgard	ISL	8.333	3.6		11.933
77	363	WIBYE Harald	NOR	8.033	3.9		11.933
78	339	DOLGOPYAT Artem	ISR	6.333	5.6		11.933

Results By Apparatus



Rank	Bib	Name	NAT	E	D	Penalty	Total
79	271	ALEKSANDROV Yordan	BUL	7.300	4.6		11.900
80	251	PETROV Matvei	ALB	6.100	5.8		11.900
81	365	SKOGVANG Peder	NOR	7.866	4.0		11.866
82	372	MARQUES Marcelo	POR	6.566	5.2		11.766
83	333	MC ATEER Ewan	IRL	7.733	4.0		11.733
84	330	CUNNINGHAM Dominick	IRL	7.533	4.2		11.733
85	322	KANELLOS Apostolos	GRE	6.433	5.3		11.733
86	400	PAKHNIUK Petro	UKR	6.233	5.5		11.733
87	390	LENBERG Joakim	SWE	7.233	4.4		11.633
88	358	HAGENAAR Jordi	NED	7.366	4.2		11.566
89	309	ABESADZE Saba	GEO	7.700	3.8		11.500
90	337	VALGEIRSSON Atli Snaer	ISL	7.300	4.2		11.500
91	388	NEMCOVIC Matej	SVK	6.200	5.3		11.500
92	312	SITCHINAVA Bidzina	GEO	7.066	4.3		11.366
93	350	PLATE Ricards	LAT	6.666	4.7		11.366
94	364	KARLSEN Jacob	NOR	7.200	4.1		11.300
95	267	ONOSHIMA Takumi	BEL	7.366	3.8		11.166
96	285	CHARI Michalis	CYP	7.466	3.6		11.066
97	370	CAMPOS Guilherme	POR	7.533	3.4		10.933
98	395	SENER Kerem	TUR	7.800	3.1		10.900
99	266	VAN DEN KEYBUS Luka	BEL	5.300	5.6		10.900
100	369	ALMEIDA Filipe	POR	7.366	3.5		10.866
101	323	KRANITIS Nikolaos	GRE	7.100	3.7		10.800
102	334	GUDMUNDSSON Martin	ISL	7.166	3.6		10.766
103	354	LIASKINAS Ernestas	LTU	6.733	4.0		10.733
104	336	THORISSON Jonas Ingi	ISL	8.200	2.8	-0.30	10.700

Results By Apparatus



Rank	Bib	Name	NAT	E	D	Penalty	Total
105	291	ABAD Nestor	ESP	5.500	5.0		10.500
106	361	RAMSAHAI Yazz	NED	5.900	4.4		10.300
107	381	VEFIC Petar	SRB	6.466	3.8		10.266
108	311	JIMSHELEISHVILI Ioane	GEO	5.466	4.2		9.666
109	378	MODOIANU-ZSEDER Toma Roland	ROU	6.400	2.9		9.300
110	262	GAHRAMANOV Aghamurad	AZE	5.700	3.6		9.300
111	288	JACOBSEN Aron	DEN	5.566	3.6		9.166
112	263	SAFAROV Mansum	AZE	4.966	3.9		8.866
113	367	GAWRONSKI Sebastian	POL	7.733	3.2	-3.00	7.933
114	321	GKINIS Stavros	GRE	6.366	3.6	-3.00	6.966
115	389	IDESJOE Karl	SWE	7.066	2.2	-4.00	5.266
116	355	KUZMICKAS Titas	LTU	5.100	3.1	-4.00	4.200
	282	GEORGIU Ilias	CYP	0.000			DNS

NOTE The 8 highest ranked participants in the qualifying competition per apparatus will qualify for the apparatus finals. A maximum number of 2 participant(s) per National Federation are allowed in these finals. 3 reserve participant(s) will be nominated for each final. Exclamation sign (!) at Difficulty score informs that score was under inquiry.

LEGEND



Pommel horse

D Difficulty

E Execution

Results By Apparatus



Rank	Bib	Name	NAT	E	D	Penalty	Total	
1	319	PETROUNIAS Eleftherios	GRE	8.900	6.2		15.100	Q
2	397	ASIL Adem	TUR	8.633	6.3		14.933	Q
3	257	HOECK Vinzenz	AUT	8.666	6.2		14.866	Q
4	307	TULLOCH Courtney	GBR	8.633	6.1		14.733	Q
5	254	DAVTYAN Vahagn	ARM	8.666	6.0		14.666	Q
6	252	AVETISYAN Artur	ARM	8.633	6.0		14.633	Q
7	264	SIMONOV Nikita	AZE	8.600	6.0		14.600	Q
8	402	RADIVILOV Igor	UKR	8.400	6.0		14.400	Q
9	305	FRASER Joe	GBR	8.666	5.6		14.266	R1
10	398	KOSAK Mehmet Ayberk	TUR	8.100	6.1		14.200	R2
11	346	CINGOLANI Andrea	ITA	8.066	6.0		14.066	R3
12	289	ZAPATA Rayderley	ESP	8.533	5.5		14.033	
13	377	MARC Razvan-Denis	ROU	8.666	5.3		13.966	
14	317	TOBA Andreas	GER	8.466	5.5		13.966	
15	396	ONDER Ahmet	TUR	8.133	5.8		13.933	
16	284	PILAKOURIS Sokratis	CYP	8.033	5.9		13.933	
17	375	MUNTEAN Andrei Vasile	ROU	8.533	5.3		13.833	
18	265	TIKHONOV Ivan	AZE	8.133	5.7		13.833	
19	374	BURTANETE Gabriel	ROU	8.833	4.9		13.733	
20	364	KARLSEN Jacob	NOR	8.433	5.3		13.733	
21	331	FOX Daniel	IRL	8.033	5.7		13.733	
22	300	SALADINO Leo	FRA	8.600	5.1		13.700	
23	291	ABAD Nestor	ESP	8.366	5.3		13.666	
24	401	KOLODII Pantely	UKR	8.633	5.0		13.633	
25	383	SEIFERT Noe	SUI	8.600	5.0		13.600	
26	328	KISS Balazs	HUN	8.500	5.1		13.600	

Results By Apparatus



Rank	Bib	Name	NAT	E	D	Penalty	Total
27	342	GULIDOV Pavel	ISR	8.166	5.4		13.566
28	378	MODOIANU-ZSEDER Toma Roland	ROU	8.433	5.1		13.533
29	304	HALL James	GBR	8.333	5.2		13.533
30	313	SKHILADZE Levan	GEO	8.700	4.8		13.500
31	345	CASALI Lorenzo Minh	ITA	8.400	5.1		13.500
32	290	PLATA Joel	ESP	8.433	5.0		13.433
33	367	GAWRONSKI Sebastian	POL	8.400	5.0		13.400
34	315	DUNKEL Nils	GER	8.100	5.3		13.400
35	326	TOMCSANYI Benedek	HUN	8.266	5.1		13.366
36	387	TAMSEL Dominic	SUI	8.833	4.5		13.333
37	314	DAUSER Lukas	GER	8.133	5.2		13.333
38	268	CUYLE Glen	BEL	7.633	5.7		13.333
39	362	HEGGEMSNES Sofus	NOR	8.700	4.6		13.300
40	296	KIRMES Robert	FIN	8.566	4.7		13.266
41	395	SENER Kerem	TUR	7.966	5.3		13.266
42	389	IDESJOE Karl	SWE	8.733	4.5		13.233
43	301	DEGOUY Paul	FRA	8.500	4.7		13.200
44	271	ALEKSANDROV Yordan	BUL	8.366	4.8		13.166
45	267	ONOSHIMA Takumi	BEL	8.733	4.4		13.133
46	357	DE MUNCK Loran	NED	8.533	4.6		13.133
47	347	LEVANTESI Matteo	ITA	8.433	4.7		13.133
48	316	TREBING Glenn	GER	8.133	5.0		13.133
49	272	HUDDLESTON David	BUL	7.833	5.3		13.133
50	299	OSBERGER Benjamin	FRA	8.800	4.3		13.100
51	321	GKINIS Stavros	GRE	8.000	5.1		13.100
52	386	PFYL Marco	SUI	8.266	4.8		13.066

Results By Apparatus



Rank	Bib	Name	NAT	E	D	Penalty	Total
53	324	MESZAROS Krisztofer	HUN	8.633	4.4		13.033
54	388	NEMCOVIC Matej	SVK	8.433	4.6		13.033
55	309	ABESADZE Saba	GEO	8.333	4.7		13.033
56	343	ZEIDEL Uri	ISR	8.700	4.3		13.000
57	325	BALAZS Krisztian	HUN	8.600	4.4		13.000
58	259	ARNOLD Manuel Helmut	AUT	8.100	4.9		13.000
58	384	FREY Andrin	SUI	8.100	4.9		13.000
60	297	KOSKI Elias	FIN	8.266	4.7		12.966
61	330	CUNNINGHAM Dominick	IRL	7.866	5.1		12.966
62	311	JIMSHELEISHVILI Ioane	GEO	8.633	4.3		12.933
63	379	BOJANC Luka	SLO	7.800	5.1		12.900
64	255	KHACHIKYAN Gagik	ARM	8.766	4.1		12.866
65	360	GRUENBERG Jermain	NED	8.666	4.2		12.866
66	366	AMBLIE Joar	NOR	8.566	4.3		12.866
66	258	BENDA Alexander	AUT	8.566	4.3		12.866
68	344	BARTOLINI Nicola	ITA	8.533	4.3		12.833
69	323	KRANITIS Nikolaos	GRE	8.600	4.2		12.800
69	340	PYATOV Ron	ISR	8.600	4.2		12.800
71	358	HAGENAAR Jordi	NED	8.400	4.4		12.800
72	306	JARMAN Jake	GBR	8.200	4.6		12.800
73	302	BERNARD Cameron-Lie	FRA	7.600	5.2		12.800
74	359	DE VEER Martijn	NED	8.566	4.2		12.766
75	312	SITCHINAVA Bidzina	GEO	8.466	4.3		12.766
75	266	VAN DEN KEYBUS Luka	BEL	8.466	4.3		12.766
77	400	PAKHNIUK Petro	UKR	8.333	4.4		12.733
78	261	MATIEV Askhab	AUT	8.600	4.1		12.700

Results By Apparatus



Rank	Bib	Name	NAT	E	D	Penalty	Total
79	295	KIRMES Oskar	FIN	8.100	4.6		12.700
80	391	RUMBUTIS David	SWE	8.633	4.0		12.633
81	338	REINHARDSSON Valgard	ISL	8.333	4.3		12.633
82	373	NOGUEIRA Jose	POR	8.400	4.2		12.600
83	363	WIBYE Harald	NOR	8.266	4.3		12.566
84	399	KOVTUN Illia	UKR	7.966	4.6		12.566
85	370	CAMPOS Guilherme	POR	8.300	4.2		12.500
86	350	PLATE Ricards	LAT	8.566	3.9		12.466
87	390	LENBERG Joakim	SWE	8.700	3.7		12.400
88	393	VANSTROEM Kim	SWE	7.800	4.6		12.400
89	381	VEFIC Petar	SRB	7.966	4.4		12.366
90	294	KANERVA Tarmo	FIN	8.033	4.3		12.333
91	353	KUZMICKAS Tomas	LTU	8.166	4.1		12.266
92	270	KUAVITA Noah	BEL	8.066	4.2		12.266
93	273	DIMITROV Dimitar	BUL	7.533	4.7		12.233
93	335	GUNNARSSON Jon	ISL	7.533	4.7		12.233
95	283	ANGONAS Georgios	CYP	8.166	4.0		12.166
96	285	CHARI Michalis	CYP	7.833	4.3		12.133
97	262	GAHRAMANOV Aghamurad	AZE	8.066	4.0		12.066
98	334	GUDMUNDSSON Martin	ISL	8.033	4.0		12.033
99	288	JACOBSEN Aron	DEN	7.833	4.2		12.033
100	371	CATARINO Joel	POR	7.600	4.4		12.000
101	333	MC ATEER Ewan	IRL	8.033	3.9		11.933
102	263	SAFAROV Mansum	AZE	7.500	4.4		11.900
103	292	MIR Nicolau	ESP	7.600	3.9		11.500
104	274	TRIFONOV Teodor	BUL	6.900	4.6		11.500

Results By Apparatus



Rank	Bib	Name	NAT	E	D	Penalty	Total
105	355	KUZMICKAS Titas	LTU	7.866	3.5		11.366
106	336	THORISSON Jonas Ingi	ISL	7.500	3.7		11.200
107	322	KANELLOS Apostolos	GRE	7.466	3.9	-0.30	11.066
108	352	CHASAZYROVAS Gytis	LTU	6.300	4.7		11.000
109	369	ALMEIDA Filipe	POR	6.333	3.2	-0.30	9.233
110	281	GEORGIU Marios	CYP	0.000	0.0		0.000
	339	DOLGOPYAT Artem	ISR	0.000			DNS

NOTE The 8 highest ranked participants in the qualifying competition per apparatus will qualify for the apparatus finals. A maximum number of 2 participant(s) per National Federation are allowed in these finals. 3 reserve participant(s) will be nominated for each final.

LEGEND  Rings **D** Difficulty **E** Execution

Results By Apparatus

V

Rank	Bib	Name	NAT	E	D	Penalty	Total
1	397	ASIL Adem	TUR	9.200	6.0		15.200
2	253	DAVTYAN Artur	ARM	9.533	5.6		15.133
3	308	REGINI-MORAN Giarnni	GBR	9.366	5.6		14.966
4	374	BURTANETE Gabriel	ROU	9.233	5.6		14.833
4	306	JARMAN Jake	GBR	9.233	5.6		14.833
4	402	RADIVILOV Igor	UKR	9.233	5.6		14.833
7	307	TULLOCH Courtney	GBR	9.200	5.6		14.800
8	290	PLATA Joel	ESP	9.166	5.6		14.766
9	292	MIR Nicolau	ESP	9.500	5.2		14.700
10	300	SALADINO Leo	FRA	9.000	5.6		14.600
10	289	ZAPATA Rayderley	ESP	9.000	5.6		14.600
12	333	MC ATEER Ewan	IRL	9.366	5.2		14.566
13	396	ONDER Ahmet	TUR	9.333	5.2		14.533
14	362	HEGGENSNES Sofus	NOR	9.300	5.2		14.500
14	270	KUAVITA Noah	BEL	9.300	5.2		14.500
16	330	CUNNINGHAM Dominick	IRL	9.266	5.2		14.466
16	273	DIMITROV Dimitar	BUL	9.266	5.2		14.466
16	400	PAKHNIUK Petro	UKR	9.266	5.2		14.466
19	345	CASALI Lorenzo Minh	ITA	8.966	5.6	-0.10	14.466
20	339	DOLGOPYAT Artem	ISR	9.333	5.2	-0.10	14.433
21	394	ARICAN Ferhat	TUR	9.233	5.2		14.433
22	301	DEGOUY Paul	FRA	9.300	5.2	-0.10	14.400
22	399	KOVTUN Illia	UKR	9.300	5.2	-0.10	14.400
22	324	MESZAROS Krisztofer	HUN	9.300	5.2	-0.10	14.400
25	265	TIKHONOV Ivan	AZE	9.233	5.2	-0.10	14.333
26	344	BARTOLINI Nicola	ITA	9.200	5.2	-0.10	14.300

Results By Apparatus

V

Rank	Bib	Name	NAT	E	D	Penalty	Total
26	305	FRASER Joe	GBR	9.200	5.2	-0.10	14.300
26	361	RAMSAHAI Yazz	NED	9.200	5.2	-0.10	14.300
29	272	HUDDLESTON David	BUL	9.166	5.2	-0.10	14.266
30	384	FREY Andrin	SUI	9.233	5.0		14.233
31	268	CUYLE Glen	BEL	9.133	5.2	-0.10	14.233
32	318	KOCHAN Lucas	GER	9.300	5.2	-0.30	14.200
33	342	GULIDOV Pavel	ISR	9.100	5.2	-0.10	14.200
34	364	KARLSEN Jacob	NOR	9.333	4.8		14.133
35	359	DE VEER Martijn	NED	9.300	4.8		14.100
36	291	ABAD Nestor	ESP	9.200	5.2	-0.30	14.100
37	303	SALEUR Julien	FRA	9.266	4.8		14.066
37	383	SEIFERT Noe	SUI	9.266	4.8		14.066
39	266	VAN DEN KEYBUS Luka	BEL	9.166	5.2	-0.30	14.066
40	370	CAMPOS Guilherme	POR	8.966	5.2	-0.10	14.066
41	338	REINHARDSSON Valgard	ISL	9.233	4.8		14.033
41	391	RUMBUTIS David	SWE	9.233	4.8		14.033
43	299	OSBERGER Benjamin	FRA	9.300	4.8	-0.10	14.000
44	311	JIMSHELEISHVILI Ioane	GEO	9.200	4.8		14.000
44	255	KHACHIKYAN Gagik	ARM	9.200	4.8		14.000
44	377	MARC Razvan-Denis	ROU	9.200	4.8		14.000
44	365	SKOGVANG Peder	NOR	9.200	4.8		14.000
48	267	ONOSHIMA Takumi	BEL	9.166	4.8		13.966
49	376	BURTANETE Robert	ROU	9.066	5.2	-0.30	13.966
50	326	TOMCSANYI Benedek	HUN	9.133	4.8		13.933
51	347	LEVANTESI Matteo	ITA	9.033	5.2	-0.30	13.933
52	375	MUNTEAN Andrei Vasile	ROU	8.833	5.2	-0.10	13.933

Results By Apparatus

V

Rank	Bib	Name	NAT	E	D	Penalty	Total
53	285	CHARI Michalis	CYP	9.100	4.8		13.900
53	358	HAGENAAR Jordi	NED	9.100	4.8		13.900
53	327	KARDOS Botond	HUN	9.100	4.8		13.900
53	323	KRANITIS Nikolaos	GRE	9.100	4.8		13.900
53	373	NOGUEIRA Jose	POR	9.100	4.8		13.900
58	260	RUDY Ricardo	AUT	9.133	4.8	-0.10	13.833
59	271	ALEKSANDROV Yordan	BUL	9.033	4.8		13.833
60	360	GRUENBERG Jermain	NED	9.100	4.8	-0.10	13.800
61	258	BENDA Alexander	AUT	9.000	4.8		13.800
61	261	MATIEV Askhab	AUT	9.000	4.8		13.800
63	325	BALAZS Krisztian	HUN	9.066	4.8	-0.10	13.766
63	363	WIBYE Harald	NOR	9.066	4.8	-0.10	13.766
65	316	TREBING Glenn	GER	8.966	4.8		13.766
66	389	IDESJOE Karl	SWE	8.933	4.8		13.733
67	336	THORISSON Jonas Ingi	ISL	8.866	4.8		13.666
68	314	DAUSER Lukas	GER	8.933	4.8	-0.10	13.633
69	297	KOSKI Elias	FIN	8.833	4.8		13.633
70	386	PFYL Marco	SUI	9.066	4.8	-0.30	13.566
71	381	VEFIC Petar	SRB	8.866	4.8	-0.10	13.566
72	262	GAHRAMANOV Aghamurad	AZE	8.833	4.8	-0.10	13.533
73	294	KANERVA Tarmo	FIN	9.066	4.4		13.466
74	403	MELNYKOV Mykyta	UKR	9.100	4.4	-0.10	13.400
75	390	LENBERG Joakim	SWE	8.700	4.8	-0.10	13.400
76	274	TRIFONOV Teodor	BUL	8.766	4.8	-0.30	13.266
77	367	GAWRONSKI Sebastian	POL	7.966	5.6	-0.30	13.266
78	312	SITCHINAVA Bidzina	GEO	9.233	4.0		13.233

Results By Apparatus

V

Rank	Bib	Name	NAT	E	D	Penalty	Total
79	331	FOX Daniel	IRL	9.200	4.0		13.200
79	350	PLATE Ricards	LAT	9.200	4.0		13.200
81	283	ANGONAS Georgios	CYP	8.700	4.8	-0.30	13.200
82	346	CINGOLANI Andrea	ITA	8.000	5.2		13.200
82	395	SENER Kerem	TUR	8.000	5.2		13.200
84	385	KRATTER Moreno	SUI	7.966	5.2		13.166
85	259	ARNOLD Manuel Helmut	AUT	9.100	4.0		13.100
86	353	KUZMICKAS Tomas	LTU	8.266	4.8		13.066
87	369	ALMEIDA Filipe	POR	7.966	5.2	-0.10	13.066
87	352	CHASAZYROVAS Gytis	LTU	7.966	5.2	-0.10	13.066
89	310	DUDUCHAVA Valiko	GEO	7.933	5.2	-0.10	13.033
90	296	KIRMES Robert	FIN	9.000	4.0		13.000
90	372	MARQUES Marcelo	POR	9.000	4.0		13.000
92	388	NEMCOVIC Matej	SVK	8.966	4.0		12.966
93	284	PILAKOURIS Sokratis	CYP	9.033	4.0	-0.10	12.933
94	322	KANELLOS Apostolos	GRE	8.933	4.0		12.933
95	392	SUNDELL William	SWE	8.866	4.0		12.866
96	309	ABESADZE Saba	GEO	7.966	5.2	-0.30	12.866
96	317	TOBA Andreas	GER	7.966	5.2	-0.30	12.866
98	321	GKINIS Stavros	GRE	8.933	4.0	-0.10	12.833
98	337	VALGEIRSSON Atli Snaer	ISL	8.933	4.0	-0.10	12.833
100	334	GUDMUNDSSON Martin	ISL	8.300	4.8	-0.30	12.800
101	295	KIRMES Oskar	FIN	7.900	4.8		12.700
102	354	LIASKINAS Ernestas	LTU	7.833	4.8		12.633
103	343	ZEIDEL Uri	ISR	8.000	4.8	-0.30	12.500
104	263	SAFAROV Mansum	AZE	8.766	4.0	-0.30	12.466

Results By Apparatus

V

Rank	Bib	Name	NAT	E	D	Penalty	Total
105	288	JACOBSEN Aron	DEN	7.866	4.8	-0.30	12.366
106	355	KUZMICKAS Titas	LTU	7.733	2.4	-0.30	9.833
	281	GEORGIU Marios	CYP	0.000			DNS

NOTE The 8 highest ranked participants in the qualifying competition per apparatus will qualify for the apparatus finals. A maximum number of 2 participant(s) per National Federation are allowed in these finals. 3 reserve participant(s) will be nominated for each final.

LEGEND  Vault  Difficulty  Execution

Results By Apparatus

V

Rank	Bib	Name	NAT	Vault	E	D	Penalty	Vault Score	Total	
1	253	DAVTYAN Artur	ARM	1	9.533	5.6		15.133	15.149	Q
				2	9.566	5.6		15.166		
2	402	RADIVILOV Igor	UKR	1	9.233	5.6		14.833	14.833	Q
				2	9.233	5.6		14.833		
3	374	BURTANETE Gabriel	ROU	1	9.233	5.6		14.833	14.733	Q
				2	9.033	5.6		14.633		
4	307	TULLOCH Courtney	GBR	1	9.200	5.6		14.800	14.700	Q
				2	8.700	6.0	-0.10	14.600		
5	308	REGINI-MORAN Giarnni	GBR	1	9.366	5.6		14.966	14.683	Q
				2	9.200	5.2		14.400		
6	300	SALADINO Leo	FRA	1	9.000	5.6		14.600	14.483	Q
				2	9.266	5.2	-0.10	14.366		
7	306	JARMAN Jake	GBR	1	9.233	5.6		14.833	14.433	
				2	8.033	6.0		14.033		
8	384	FREY Andrin	SUI	1	9.233	5.0		14.233	14.383	Q
				2	8.933	5.6		14.533		
9	265	TIKHONOV Ivan	AZE	1	9.233	5.2	-0.10	14.333	14.383	Q
				2	8.933	5.6	-0.10	14.433		
10	290	PLATA Joel	ESP	1	9.166	5.6		14.766	14.366	R1
				2	9.166	4.8		13.966		
11	397	ASIL Adem	TUR	1	9.200	6.0		15.200	14.350	R2
				2	8.200	5.6	-0.30	13.500		
12	344	BARTOLINI Nicola	ITA	1	9.200	5.2	-0.10	14.300	14.350	R3
				2	9.300	5.2	-0.10	14.400		

Results By Apparatus

V

Rank	Bib	Name	NAT	Vault	E	D	Penalty	Vault Score	Total
13	289	ZAPATA Rayderley	ESP	1	9.000	5.6		14.600	14.216
				2	9.033	4.8		13.833	
14	330	CUNNINGHAM Dominick	IRL	1	9.266	5.2		14.466	14.166
				2	9.066	4.8		13.866	
15	396	ONDER Ahmet	TUR	1	9.333	5.2		14.533	14.016
				2	8.300	5.2		13.500	
16	391	RUMBUTIS David	SWE	1	9.233	4.8		14.033	14.016
				2	9.200	4.8		14.000	
17	333	MC ATEER Ewan	IRL	1	9.366	5.2		14.566	13.866
				2	7.966	5.2		13.166	
18	273	DIMITROV Dimitar	BUL	1	9.266	5.2		14.466	13.666
				2	7.966	5.2	-0.30	12.866	
19	342	GULIDOV Pavel	ISR	1	9.100	5.2	-0.10	14.200	13.566
				2	7.833	5.2	-0.10	12.933	
20	255	KHACHIKYAN Gagik	ARM	1	9.200	4.8		14.000	13.566
				2	9.133	4.0		13.133	
21	367	GAWRONSKI Sebastian	POL	1	7.966	5.6	-0.30	13.266	13.566
				2	8.666	5.2		13.866	
22	347	LEVANTESI Matteo	ITA	1	9.033	5.2	-0.30	13.933	13.399
				2	7.966	5.2	-0.30	12.866	
23	310	DUDUCHAVA Valiko	GEO	1	7.933	5.2	-0.10	13.033	13.149
				2	8.966	4.4	-0.10	13.266	
	339	DOLGOPYAT Artem	ISR	1	9.333	5.2	-0.10	14.433	DNF
				2				DNS	

Results By Apparatus



Rank	Bib	Name	NAT	E	D	Penalty	Total	
1	305	FRASER Joe	GBR	8.566	6.5		15.066	Q
2	347	LEVANTESI Matteo	ITA	9.200	5.6		14.800	Q
3	399	KOVTUN Illia	UKR	8.466	6.3		14.766	Q
4	314	DAUSER Lukas	GER	8.366	6.4		14.766	Q
5	394	ARICAN Ferhat	TUR	8.200	6.5		14.700	Q
6	308	REGINI-MORAN Giarnni	GBR	8.566	6.1		14.666	Q
7	396	ONDER Ahmet	TUR	8.066	6.6		14.666	Q
8	292	MIR Nicolau	ESP	8.733	5.9		14.633	Q
9	291	ABAD Nestor	ESP	8.600	5.8		14.400	R1
10	272	HUDDLESTON David	BUL	8.633	5.7		14.333	R2
11	302	BERNARD Cameron-Lie	FRA	7.966	6.3		14.266	R3
12	324	MESZAROS Krisztofer	HUN	8.333	5.9		14.233	
13	360	GRUENBERG Jermain	NED	8.666	5.5		14.166	
14	345	CASALI Lorenzo Minh	ITA	8.566	5.6		14.166	
15	397	ASIL Adem	TUR	8.533	5.6		14.133	
16	304	HALL James	GBR	8.333	5.8		14.133	
17	306	JARMAN Jake	GBR	8.233	5.9		14.133	
17	375	MUNTEAN Andrei Vasile	ROU	8.233	5.9		14.133	
19	293	DIALLO Thierno	ESP	8.200	5.9		14.100	
20	389	IDESJOE Karl	SWE	8.766	5.3		14.066	
21	301	DEGOUY Paul	FRA	8.566	5.5		14.066	
21	387	TAMSEL Dominic	SUI	8.566	5.5		14.066	
23	395	SENER Kerem	TUR	8.366	5.7		14.066	
24	270	KUAVITA Noah	BEL	8.100	5.9		14.000	
25	363	WIBYE Harald	NOR	8.866	5.1		13.966	
26	325	BALAZS Krisztian	HUN	8.166	5.8		13.966	

Results By Apparatus



Rank	Bib	Name	NAT	E	D	Penalty	Total
27	290	PLATA Joel	ESP	8.233	5.7		13.933
28	300	SALADINO Leo	FRA	8.166	5.7		13.866
29	339	DOLGOPYAT Artem	ISR	8.533	5.3		13.833
30	391	RUMBUTIS David	SWE	8.800	5.0		13.800
31	357	DE MUNCK Loran	NED	8.200	5.6		13.800
31	265	TIKHONOV Ivan	AZE	8.200	5.6		13.800
33	303	SALEUR Julien	FRA	8.533	5.2		13.733
34	377	MARC Razvan-Denis	ROU	8.500	5.2		13.700
35	386	PFYL Marco	SUI	7.600	6.1		13.700
36	283	ANGONAS Georgios	CYP	8.566	5.1		13.666
37	362	HEGEMSNES Sofus	NOR	8.466	5.2		13.666
37	327	KARDOS Botond	HUN	8.466	5.2		13.666
39	344	BARTOLINI Nicola	ITA	8.633	5.0		13.633
39	358	HAGENAAR Jordi	NED	8.633	5.0		13.633
41	383	SEIFERT Noe	SUI	7.733	5.9		13.633
42	315	DUNKEL Nils	GER	7.966	5.6		13.566
43	376	BURTANETE Robert	ROU	8.633	4.9		13.533
44	374	BURTANETE Gabriel	ROU	8.233	5.3		13.533
44	267	ONOSHIMA Takumi	BEL	8.233	5.3		13.533
46	266	VAN DEN KEYBUS Luka	BEL	8.700	4.8		13.500
47	403	MELNYKOV Mykyta	UKR	7.433	6.0		13.433
48	297	KOSKI Elias	FIN	8.300	5.1		13.400
49	353	KUZMICKAS Tomas	LTU	8.533	4.8		13.333
50	359	DE VEER Martijn	NED	8.600	4.7		13.300
51	352	CHASAZYROVAS Gytis	LTU	8.300	5.0		13.300
52	295	KIRMES Oskar	FIN	8.233	5.0		13.233

Results By Apparatus



Rank	Bib	Name	NAT	E	D	Penalty	Total
53	330	CUNNINGHAM Dominick	IRL	8.133	5.1		13.233
54	258	BENDA Alexander	AUT	8.466	4.7		13.166
55	342	GULIDOV Pavel	ISR	7.966	5.2		13.166
56	309	ABESADZE Saba	GEO	7.166	6.0		13.166
57	367	GAWRONSKI Sebastian	POL	7.900	5.2		13.100
58	326	TOMCSANYI Benedek	HUN	7.700	5.4		13.100
59	321	GKINIS Stavros	GRE	8.566	4.5		13.066
60	269	CUYLE Nicola	BEL	7.433	5.6		13.033
61	400	PAKHNIUK Petro	UKR	7.000	6.0		13.000
62	322	KANELLOS Apostolos	GRE	8.866	4.1		12.966
63	296	KIRMES Robert	FIN	8.033	4.9		12.933
64	255	KHACHIKYAN Gagik	ARM	8.600	4.3		12.900
65	384	FREY Andrin	SUI	7.600	5.3		12.900
66	331	FOX Daniel	IRL	7.866	5.0		12.866
67	261	MATIEV Askhab	AUT	8.600	4.2		12.800
68	390	LENBERG Joakim	SWE	8.400	4.4		12.800
69	317	TOBA Andreas	GER	7.766	5.0		12.766
70	274	TRIFONOV Teodor	BUL	8.433	4.3		12.733
71	343	ZEIDEL Uri	ISR	8.133	4.6		12.733
72	338	REINHARDSSON Valgard	ISL	7.933	4.8		12.733
73	259	ARNOLD Manuel Helmut	AUT	8.500	4.2		12.700
73	285	CHARI Michalis	CYP	8.500	4.2		12.700
73	260	RUDY Ricardo	AUT	8.500	4.2		12.700
76	393	VANSTROEM Kim	SWE	8.233	4.4		12.633
77	312	SITCHINAVA Bidzina	GEO	8.033	4.6		12.633
78	262	GAHRAMANOV Aghamurad	AZE	8.000	4.6		12.600

Results By Apparatus



Rank	Bib	Name	NAT	E	D	Penalty	Total
79	373	NOGUEIRA Jose	POR	8.466	4.1		12.566
80	350	PLATE Ricards	LAT	8.366	4.2		12.566
81	336	THORISSON Jonas Ingi	ISL	8.633	3.9		12.533
82	366	AMBLIE Joar	NOR	8.800	3.7		12.500
83	355	KUZMICKAS Titas	LTU	8.766	3.7		12.466
84	294	KANERVA Tarmo	FIN	8.100	4.3		12.400
85	316	TREBING Glenn	GER	7.266	5.1		12.366
86	320	KELESIDIS Georgios	GRE	7.933	4.4		12.333
87	271	ALEKSANDROV Yordan	BUL	6.700	5.5		12.200
88	333	MC ATEER Ewan	IRL	7.966	4.2		12.166
89	401	KOLODII Pantely	UKR	7.166	5.0		12.166
90	381	VEFIC Petar	SRB	6.966	5.2		12.166
91	348	ABBADINI Yumin	ITA	7.333	4.7		12.033
92	388	NEMCOVIC Matej	SVK	7.700	4.3		12.000
93	275	RADKOV Rayan	BUL	7.433	4.3		11.733
94	263	SAFAROV Mansum	AZE	8.000	3.7		11.700
95	370	CAMPOS Guilherme	POR	7.566	4.1		11.666
96	264	SIMONOV Nikita	AZE	7.366	4.6	-0.30	11.666
97	288	JACOBSEN Aron	DEN	7.300	4.2		11.500
98	351	TVOROGAL Robert	LTU	5.966	5.4		11.366
99	313	SKHILADZE Levan	GEO	6.233	5.0		11.233
100	284	PILAKOURIS Sokratis	CYP	7.600	3.6		11.200
101	371	CATARINO Joel	POR	7.300	3.9		11.200
102	311	JIMSHELEISHVILI Ioane	GEO	7.133	4.0		11.133
103	340	PYATOV Ron	ISR	5.566	5.4		10.966
104	323	KRANITIS Nikolaos	GRE	7.866	3.0		10.866

Results By Apparatus



Rank	Bib	Name	NAT	E	D	Penalty	Total
105	364	KARLSEN Jacob	NOR	6.866	3.7		10.566
106	369	ALMEIDA Filipe	POR	6.933	3.3		10.233
107	337	VALGEIRSSON Atli Snaer	ISL	8.500	3.5	-3.00	9.000
108	334	GUDMUNDSSON Martin	ISL	7.566	! 3.1	-3.00	7.666
	282	GEORGIU Ilias	CYP	0.000			DNS

NOTE The 8 highest ranked participants in the qualifying competition per apparatus will qualify for the apparatus finals. A maximum number of 2 participant(s) per National Federation are allowed in these finals. 3 reserve participant(s) will be nominated for each final. Exclamation sign (!) at Difficulty score informs that score was under inquiry.

LEGEND  Parallel bars **D** Difficulty **E** Execution

Results By Apparatus



Rank	Bib	Name	NAT	E	D	Penalty	Total	
1	281	GEORGIOU Marios	CYP	8.433	! 5.8		14.233	Q
2	396	ONDER Ahmet	TUR	8.333	5.9		14.233	Q
3	383	SEIFERT Noe	SUI	8.433	5.7		14.133	Q
4	270	KUAVITA Noah	BEL	8.266	5.8		14.066	Q
5	290	PLATA Joel	ESP	8.100	5.9		14.000	Q
6	351	TVOROGAL Robert	LTU	8.366	5.6		13.966	Q
7	304	HALL James	GBR	8.400	5.5		13.900	Q
8	301	DEGOUY Paul	FRA	8.533	5.3		13.833	Q
9	386	PFYL Marco	SUI	8.233	5.6		13.833	R1
10	291	ABAD Nestor	ESP	8.500	5.3		13.800	R2
11	348	ABBADINI Yumin	ITA	8.200	5.6		13.800	R3
12	267	ONOSHIMA Takumi	BEL	8.833	4.9		13.733	
13	318	KOCHAN Lucas	GER	8.533	5.2		13.733	
14	325	BALAZS Krisztian	HUN	8.133	5.6		13.733	
15	305	FRASER Joe	GBR	8.200	5.5		13.700	
16	362	HEGGENSNES Sofus	NOR	8.466	5.2		13.666	
17	271	ALEKSANDROV Yordan	BUL	8.433	5.2		13.633	
18	324	MESZAROS Krisztofer	HUN	8.100	5.5		13.600	
19	358	HAGENAAR Jordi	NED	8.366	5.2		13.566	
20	385	KRATTER Moreno	SUI	8.066	5.5		13.566	
21	347	LEVANTESI Matteo	ITA	8.433	5.1		13.533	
22	314	DAUSER Lukas	GER	8.200	5.3		13.500	
23	360	GRUENBERG Jermain	NED	8.866	4.6		13.466	
24	266	VAN DEN KEYBUS Luka	BEL	8.066	5.4		13.466	
25	276	SRBIC Tin	CRO	7.766	5.7		13.466	
26	296	KIRMES Robert	FIN	8.500	4.9		13.400	

Results By Apparatus



Rank	Bib	Name	NAT	E	D	Penalty	Total
26	377	MARC Razvan-Denis	ROU	8.500	4.9		13.400
26	292	MIR Nicolau	ESP	8.500	4.9		13.400
29	265	TIKHONOV Ivan	AZE	8.300	5.1		13.400
30	341	MYAKININ Alexander	ISR	7.600	5.8		13.400
31	258	BENDA Alexander	AUT	8.266	5.1		13.366
31	345	CASALI Lorenzo Minh	ITA	8.266	5.1		13.366
33	327	KARDOS Botond	HUN	8.333	5.0		13.333
33	400	PAKHNIUK Petro	UKR	8.333	5.0		13.333
35	257	HOECK Vinzenz	AUT	8.800	4.5		13.300
36	344	BARTOLINI Nicola	ITA	8.866	4.4		13.266
37	359	DE VEER Martijn	NED	8.366	4.9		13.266
37	297	KOSKI Elias	FIN	8.366	4.9		13.266
39	283	ANGONAS Georgios	CYP	8.433	4.8		13.233
40	384	FREY Andrin	SUI	8.333	4.9		13.233
41	306	JARMAN Jake	GBR	8.600	4.6		13.200
42	330	CUNNINGHAM Dominick	IRL	8.466	4.7		13.166
43	394	ARICAN Ferhat	TUR	8.433	4.7		13.133
44	391	RUMBUTIS David	SWE	8.200	4.9		13.100
45	300	SALADINO Leo	FRA	8.033	5.0		13.033
46	293	DIALLO Thierno	ESP	8.400	4.6		13.000
47	378	MODOIANU-ZSEDER Toma Roland	ROU	8.100	4.9		13.000
48	353	KUZMICKAS Tomas	LTU	8.266	4.7		12.966
49	389	IDESJOE Karl	SWE	8.166	4.8		12.966
50	295	KIRMES Oskar	FIN	8.166	4.7		12.866
50	303	SALEUR Julien	FRA	8.166	4.7		12.866
52	374	BURTANETE Gabriel	ROU	8.633	4.2		12.833

Results By Apparatus



Rank	Bib	Name	NAT	E	D	Penalty	Total
52	264	SIMONOV Nikita	AZE	8.633	4.2		12.833
54	272	HUDDLESTON David	BUL	8.433	4.4		12.833
55	339	DOLGOPYAT Artem	ISR	8.133	4.7		12.833
56	401	KOLODII Pantely	UKR	8.233	4.5		12.733
57	369	ALMEIDA Filipe	POR	8.766	3.9		12.666
58	371	CATARINO Joel	POR	8.366	4.3		12.666
59	261	MATIEV Askhab	AUT	8.533	4.1		12.633
60	397	ASIL Adem	TUR	7.933	4.7		12.633
60	322	KANELLOS Apostolos	GRE	7.933	4.7		12.633
62	364	KARLSEN Jacob	NOR	8.800	3.8		12.600
63	334	GUDMUNDSSON Martin	ISL	8.300	4.3		12.600
63	381	VEFIC Petar	SRB	8.300	4.3		12.600
65	370	CAMPOS Guilherme	POR	8.566	4.0		12.566
66	363	WIBYE Harald	NOR	8.066	4.5		12.566
67	373	NOGUEIRA Jose	POR	8.233	4.3		12.533
68	321	GKINIS Stavros	GRE	8.500	4.0		12.500
69	376	BURTANETE Robert	ROU	8.300	4.2		12.500
69	274	TRIFONOV Teodor	BUL	8.300	4.2		12.500
71	365	SKOGVANG Peder	NOR	8.166	4.3		12.466
72	313	SKHILADZE Levan	GEO	8.233	4.2		12.433
73	399	KOVTUN Illia	UKR	7.133	5.3		12.433
74	302	BERNARD Cameron-Lie	FRA	8.166	! 4.2		12.366
75	393	VANSTROEM Kim	SWE	8.333	4.0		12.333
76	338	REINHARDSSON Valgard	ISL	8.033	4.3		12.333
77	316	TREBING Glenn	GER	7.433	4.9		12.333
78	352	CHASAZYROVAS Gytis	LTU	8.400	3.9		12.300

Results By Apparatus



Rank	Bib	Name	NAT	E	D	Penalty	Total
79	275	RADKOV Rayan	BUL	8.066	4.2		12.266
80	323	KRANITIS Nikolaos	GRE	8.133	4.1		12.233
81	294	KANERVA Tarmo	FIN	7.933	4.3		12.233
82	269	CUYLE Nicola	BEL	7.533	4.7		12.233
83	382	DEJANOVIC Ivan	SRB	7.233	5.0		12.233
84	333	MC ATEER Ewan	IRL	8.200	4.0		12.200
85	326	TOMCSANYI Benedek	HUN	7.766	4.4		12.166
86	390	LENBERG Joakim	SWE	8.733	3.4		12.133
87	336	THORISSON Jonas Ingi	ISL	8.633	3.5		12.133
88	255	KHACHIKYAN Gagik	ARM	8.433	3.7		12.133
89	285	CHARI Michalis	CYP	8.333	3.8		12.133
90	343	ZEIDEL Uri	ISR	7.733	4.3		12.033
91	320	KELESIDIS Georgios	GRE	7.600	4.4		12.000
92	331	FOX Daniel	IRL	8.466	3.5		11.966
93	395	SENER Kerem	TUR	7.666	4.3		11.966
94	317	TOBA Andreas	GER	7.033	4.9		11.933
95	259	ARNOLD Manuel Helmut	AUT	7.833	3.8		11.633
96	262	GAHRAMANOV Aghamurad	AZE	7.066	4.5		11.566
97	263	SAFAROV Mansum	AZE	7.566	3.8		11.366
98	288	JACOBSEN Aron	DEN	7.066	4.1		11.166
99	367	GAWRONSKI Sebastian	POL	6.366	4.8		11.166
100	355	KUZMICKAS Titas	LTU	7.933	3.2		11.133
101	309	ABESADZE Saba	GEO	7.266	3.8		11.066
102	361	RAMSAHAI Yazz	NED	7.033	4.0		11.033
103	340	PYATOV Ron	ISR	6.400	4.6		11.000
104	350	PLATE Ricards	LAT	6.300	4.4		10.700

Results By Apparatus



Rank	Bib	Name	NAT	E	D	Penalty	Total
105	388	NEMCOVIC Matej	SVK	7.433	3.2		10.633
106	312	SITCHINAVA Bidzina	GEO	6.433	4.2		10.633
107	308	REGINI-MORAN Giarnni	GBR	6.000	3.9		9.900
108	403	MELNYKOV Mykyta	UKR	4.333	5.2		9.533
109	311	JIMSHELEISHVILI Ioane	GEO	6.300	3.8	-3.00	7.100
	282	GEORGIU Ilias	CYP	0.000			DNS
	335	GUNNARSSON Jon	ISL	0.000			DNS

NOTE The 8 highest ranked participants in the qualifying competition per apparatus will qualify for the apparatus finals. A maximum number of 2 participant(s) per National Federation are allowed in these finals. 3 reserve participant(s) will be nominated for each final. Exclamation sign (!) at Difficulty score informs that score was under inquiry.

LEGEND









Horizontal bar







D Difficulty

E Execution







Team Results

Rank	Name	NAT							SJ Pen.	Total
			D Total Rk. E Pen.	D Total Rk. E Pen.	D Total Rk. E Pen.	D Total Rk. E Pen.	D Total Rk. E Pen.	D Total Rk. E Pen.		
1	Great Britain	GBR	42.365	41.666	42.532	44.599	43.865	40.800		255.827 Q
	HALL James			5.9 13.933 10 8.033	5.2 13.533 29 8.333		5.8 14.133 16 8.333	5.5 13.900 7 8.400		55.499
	FRASER Joe		5.6 13.633 29 8.033	6.1 14.600 1 8.500	5.6 14.266 9 8.666		6.5 15.066 1 8.566	5.5 13.700 15 8.200		71.265
	JARMAN Jake		6.3 14.466 4 8.166			5.6 14.833 4 9.233		4.6 13.200 41 8.600		42.499
	TULLOCH Courtney				6.1 14.733 4 8.633	5.6 14.800 7 9.200				29.533
	REGINI-MORAN Giarnni		5.9 14.266 8 8.366	5.4 13.133 39 7.733		5.6 14.966 3 9.366	6.1 14.666 6 8.566			57.031







Team Results

Rank	Name	NAT							SJ Pen.	Total
			D Total Rk. E Pen.	D Total Rk. E Pen.	D Total Rk. E Pen.	D Total Rk. E Pen.	D Total Rk. E Pen.	D Total Rk. E Pen.		
2	Turkey	TUR	41.032	41.100	43.066	44.166	43.499	39.999		252.862 Q
	ARICAN Ferhat			5.8 14.300 7 8.500		5.2 14.433 21 9.233	6.5 14.700 5 8.200	4.7 13.133 43 8.433		56.566
	SENER Kerem									0.000
	ONDER Ahmet		5.8 14.266 5 8.566 0.100	5.5 13.500 24 8.000	5.8 13.933 15 8.133	5.2 14.533 13 9.333	6.6 14.666 7 8.066	5.9 14.233 2 8.333		85.131
	ASIL Adem		5.8 14.266 7 8.466	5.0 13.300 27 8.300	6.3 14.933 2 8.633	6.0 15.200 1 9.200	5.6 14.133 15 8.533	4.7 12.633 60 7.933		84.465
	KOSAK Mehmet Ayberk		5.5 12.500 83 7.000		6.1 14.200 10 8.100					26.700







Team Results

Rank	Name	NAT							SJ Pen.	Total
			D Total Rk. E Pen.	D Total Rk. E Pen.	D Total Rk. E Pen.	D Total Rk. E Pen.	D Total Rk. E Pen.	D Total Rk. E Pen.		
3	Spain	ESP	42.266	40.332	41.132	44.066	43.133	41.200		252.129 Q
	ZAPATA Rayderley		6.0 14.233 9 8.233		5.5 14.033 12 8.533	5.6 14.600 10 9.000				42.866
	PLATA Joel		6.0 14.033 12 8.033	5.4 13.566 22 8.166	5.0 13.433 32 8.433	5.6 14.766 8 9.166		5.9 14.000 5 8.100		69.798
	ABAD Nestor				5.3 13.666 23 8.366		5.8 14.400 9 8.600	5.3 13.800 10 8.500		41.866
	MIR Nicolau		5.7 14.000 14 8.300	4.8 13.000 44 8.200		5.2 14.700 9 9.500	5.9 14.633 8 8.733	4.9 13.400 26 8.500		69.733
	DIALLO Thierno			5.8 13.766 14 7.966			5.9 14.100 19 8.200			27.866







Team Results

Rank	Name	NAT							SJ Pen.	Total
			D Total Rk. E Pen.	D Total Rk. E Pen.	D Total Rk. E Pen.	D Total Rk. E Pen.	D Total Rk. E Pen.	D Total Rk. E Pen.		
4	Italy	ITA	42.533	39.265	40.699	42.699	42.599	40.699		248.494 Q
	BARTOLINI Nicola		5.9 14.500 1 8.600	5.2 13.566 20 8.366		5.2 14.300 26 9.200 0.100	5.0 13.633 39 8.633			55.999
	CASALI Lorenzo Minh		6.0 14.200 10 8.200	4.8 12.833 51 8.033	5.1 13.500 31 8.400	5.6 14.466 19 8.966 0.100	5.6 14.166 14 8.566	5.1 13.366 31 8.266		82.531
	CINGOLANI Andrea				6.0 14.066 11 8.066					14.066
	LEVANTESI Matteo			5.0 12.866 50 7.866	4.7 13.133 47 8.433	5.2 13.933 51 9.033 0.300	5.6 14.800 2 9.200	5.1 13.533 21 8.433		68.265
	ABBADINI Yumin		5.4 13.833 19 8.433					5.6 13.800 11 8.200		27.633







Team Results

Rank	Name	NAT													SJ Pen.	Total
			D Total Rk. E Pen.	D Total Rk. E Pen.	D Total Rk. E Pen.	D Total Rk. E Pen.	D Total Rk. E Pen.	D Total Rk. E Pen.	D Total Rk. E Pen.	D Total Rk. E Pen.						
5	France	FRA	40.965		40.932		40.000		43.066		42.198		39.732			246.893 Q
	OSBERGER Benjamin		5.6 13.866 17 8.366 0.100	5.7 14.366 5 8.666	4.3 13.100 50 8.800							41.332				
	SALADINO Leo		5.6 13.366 38 7.766	5.1 13.066 41 7.966	5.1 13.700 22 8.600	5.6 14.600 10 9.000	5.7 13.866 28 8.166	5.0 13.033 45 8.033				81.631				
	DEGOUY Paul		5.3 13.733 25 8.433			4.7 13.200 43 8.500	5.2 14.400 22 9.300 0.100	5.5 14.066 21 8.566	5.3 13.833 8 8.533				69.232			
	BERNARD Cameron-Lie								6.3 14.266 11 7.966				14.266			
	SALEUR Julien				5.1 13.500 23 8.400			4.8 14.066 37 9.266			4.7 12.866 50 8.166				40.432	







Team Results

Rank	Name	NAT													SJ Pen.	Total
			D Total Rk. E Pen.		D Total Rk. E Pen.		D Total Rk. E Pen.		D Total Rk. E Pen.		D Total Rk. E Pen.		D Total Rk. E Pen.			
6	Switzerland	SUI	41.799		39.366		39.999		41.865		41.399		41.532			245.960 Q
	SEIFERT Noe		5.8 13.933 16 8.133	5.7 13.666 15 7.966	5.0 13.600 25 8.600	4.8 14.066 37 9.266	5.9 13.633 41 7.733	5.7 14.133 3 8.433								83.031
	FREY Andrin		6.0 14.033 12 8.033			5.0 14.233 30 9.233										28.266
	KRATTER Moreno		5.9 13.833 21 7.933								5.5 13.566 20 8.066					27.399
	PFYL Marco			4.4 12.500 62 8.100	4.8 13.066 52 8.266	4.8 13.566 70 9.066	0.300 7.600	6.1 13.700 35 8.233	5.6 13.833 9							66.665
	TAMSEL Dominic			5.1 13.200 36 8.100	4.5 13.333 36 8.833			5.5 14.066 21 8.566								40.599







Team Results

Rank	Name	NAT							SJ Pen.	Total
			D Total Rk. E Pen.	D Total Rk. E Pen.	D Total Rk. E Pen.	D Total Rk. E Pen.	D Total Rk. E Pen.	D Total Rk. E Pen.		
7	Germany	GER	40.799	41.898	40.699	41.599	41.098	39.566		245.659 Q
	DAUSER Lukas		5.3 13.766 23 8.466		5.2 13.333 37 8.133	4.8 13.633 68 8.933 0.100	6.4 14.766 4 8.366	5.3 13.500 22 8.200		68.998
	DUNKEL Nils			6.1 14.366 6 8.266	5.3 13.400 34 8.100		5.6 13.566 42 7.966			41.332
	TREBING Glenn		5.5 13.800 22 8.300	5.8 13.666 16 7.866		4.8 13.766 65 8.966		4.9 12.333 77 7.433		53.565
	TOBA Andreas			5.6 13.866 11 8.266	5.5 13.966 14 8.466		5.0 12.766 69 7.766			40.598
	KOCHAN Lucas		5.4 13.233 48 7.833			5.2 14.200 32 9.300 0.300		5.2 13.733 13 8.533		41.166







Team Results

Rank	Name	NAT													SJ Pen.	Total
			D Total Rk. E Pen.		D Total Rk. E Pen.		D Total Rk. E Pen.		D Total Rk. E Pen.		D Total Rk. E Pen.		D Total Rk. E Pen.			
8	Hungary	HUN	40.832		39.332		39.999		42.233		41.865		40.666			244.927 Q
	MESZAROS Krisztofer		6.0 14.500 2 8.500	5.7 13.233 35 7.533	4.4 13.033 53 8.633	5.2 14.400 22 9.300 0.100	5.9 14.233 12 8.333	5.5 13.600 18 8.100								82.999
	BALAZS Krisztian		5.4 12.966 62 7.666 0.100				5.8 13.966 26 8.166	5.6 13.733 14 8.133								40.665
	TOMCSANYI Benedek			5.8 12.933 47 7.133	5.1 13.366 35 8.266	4.8 13.933 50 9.133										40.232
	KARDOS Botond		5.4 13.366 37 7.966			4.8 13.900 53 9.100	5.2 13.666 37 8.466	5.0 13.333 33 8.333								54.265
	KISS Balazs			5.4 13.166 38 7.766	5.1 13.600 26 8.500											26.766







Team Results

Rank	Name	NAT							SJ Pen.	Total
			D Total Rk. E Pen.	D Total Rk. E Pen.	D Total Rk. E Pen.	D Total Rk. E Pen.	D Total Rk. E Pen.	D Total Rk. E Pen.		
9	Ukraine	UKR	40.032	39.266	40.766	43.699	41.199	38.499		243.461
	KOVTUN Illia		6.1 14.466 3 8.366	6.3 13.366 26 7.066		5.2 14.400 22 9.300 0.100	6.3 14.766 3 8.466	5.3 12.433 73 7.133		69.431
	PAKHNIUK Petro		5.4 12.600 81 7.200		4.4 12.733 77 8.333	5.2 14.466 16 9.266	6.0 13.000 61 7.000	5.0 13.333 33 8.333		66.132
	KOLODII Pantely			5.3 13.100 40 7.800	5.0 13.633 24 8.633			4.5 12.733 56 8.233		39.466
	RADIVILOV Igor		5.2 12.966 61 8.066 0.300		6.0 14.400 8 8.400	5.6 14.833 4 9.233				42.199
	MELNYKOV Mykyta			5.6 12.800 54 7.200			6.0 13.433 47 7.433			26.233







Team Results

Rank	Name	NAT							SJ Pen.	Total
			D Total Rk. E Pen.	D Total Rk. E Pen.	D Total Rk. E Pen.	D Total Rk. E Pen.	D Total Rk. E Pen.	D Total Rk. E Pen.		
10	Romania	ROU	39.333	37.566	41.532	42.799	41.366	39.233		241.829
	BURTANETE Gabriel		5.6 13.100 59 7.500	4.4 12.700 56 8.300	4.9 13.733 19 8.833	5.6 14.833 4 9.233		4.2 12.833 52 8.633		67.199
	MUNTEAN Andrei Vasile		5.3 13.300 42 8.000		5.3 13.833 17 8.533		5.9 14.133 17 8.233			41.266
	BURTANETE Robert		5.2 12.933 63 7.833	4.1 12.466 63 8.366		5.2 13.966 49 9.066	4.9 13.533 43 8.633			52.898
	MARC Razvan-Denis			4.3 12.400 64 8.100	5.3 13.966 13 8.666	4.8 14.000 44 9.200	5.2 13.700 34 8.500	4.9 13.400 26 8.500		67.466
	MODOIANU-ZSEDER Toma Roland						4.9 13.000 47 8.100			13.000







Team Results

Rank	Name	NAT							SJ Pen.	Total
			D Total Rk. E Pen.	D Total Rk. E Pen.	D Total Rk. E Pen.	D Total Rk. E Pen.	D Total Rk. E Pen.	D Total Rk. E Pen.		
11	Netherlands	NED	39.766	38.132	38.799	42.300	41.599	40.298		240.894
	DE MUNCK Loran			6.3 14.566 2 8.266	4.6 13.133 46 8.533		5.6 13.800 31 8.200			41.499
	HAGENAAR Jordi		5.1 13.033 60 7.933	4.2 11.566 88 7.366	4.4 12.800 71 8.400	4.8 13.900 53 9.100	5.0 13.633 39 8.633	5.2 13.566 19 8.366		78.498
	DE VEER Martijn		5.2 13.633 28 8.433			4.8 14.100 35 9.300		4.9 13.266 37 8.366		40.999
	GRUENBERG Jermain			4.3 12.000 74 7.700	4.2 12.866 65 8.666		5.5 14.166 13 8.666	4.6 13.466 23 8.866		52.498
	RAMSAHAI Yazz		5.6 13.100 58 7.900	0.400		5.2 14.300 26 9.200	0.100			27.400







Team Results

Rank	Name	NAT							SJ Pen.	Total
			D Total Rk. E Pen.	D Total Rk. E Pen.	D Total Rk. E Pen.	D Total Rk. E Pen.	D Total Rk. E Pen.	D Total Rk. E Pen.		
12	Belgium	BEL	39.099	37.299	39.232	42.799	41.033	41.265		240.727
	VAN DEN KEYBUS Luka		5.6 12.500 84 6.900		4.3 12.766 75 8.466	5.2 14.066 39 9.166 0.300	4.8 13.500 46 8.700	5.4 13.466 24 8.066		66.298
	ONOSHIMA Takumi		5.7 13.866 18 8.166	3.8 11.166 95 7.366	4.4 13.133 45 8.733		5.3 13.533 44 8.233	4.9 13.733 12 8.833		65.431
	CUYLE Glen				5.7 13.333 38 7.633	5.2 14.233 31 9.133 0.100				27.566
	CUYLE Nicola		5.5 12.733 71 7.333 0.100	5.1 12.900 48 7.800						25.633
	KUAVITA Noah			5.2 13.233 33 8.033		5.2 14.500 14 9.300	5.9 14.000 24 8.100	5.8 14.066 4 8.266		55.799







Team Results

Rank	Name	NAT							SJ Pen.	Total
			D Total Rk. E Pen.	D Total Rk. E Pen.	D Total Rk. E Pen.	D Total Rk. E Pen.	D Total Rk. E Pen.	D Total Rk. E Pen.		
13	Austria	AUT	39.033	39.332	40.732	41.433	38.666	39.299		238.495
	HOECK Vinzenz				6.2 14.866 3 8.666			4.5 13.300 35 8.800		28.166
	BENDA Alexander		5.6 13.500 33 7.900		4.3 12.866 66 8.566	4.8 13.800 61 9.000	4.7 13.166 54 8.466	5.1 13.366 31 8.266		66.698
	ARNOLD Manuel Helmut		4.5 12.833 65 8.333	5.3 13.566 21 8.266	4.9 13.000 58 8.100		4.2 12.700 73 8.500			52.099
	RUDY Ricardo			4.8 13.233 31 8.433		4.8 13.833 58 9.133 0.100				27.066
	MATIEV Askhab		5.1 12.700 75 7.600	4.3 12.533 60 8.233		4.8 13.800 61 9.000	4.2 12.800 67 8.600	4.1 12.633 59 8.533		64.466







Team Results

Rank	Name	NAT							SJ Pen.	Total
			D Total Rk. E Pen.	D Total Rk. E Pen.	D Total Rk. E Pen.	D Total Rk. E Pen.	D Total Rk. E Pen.	D Total Rk. E Pen.		
14	Finland	FIN	41.166	38.899	38.932	40.099	39.566	39.532		238.194
	KANERVA Tarmo					4.4 13.466 73			9.066	13.466
	KIRMES Oskar			4.7 12.400 65	4.6 12.700 79		5.0 13.233 52	4.7 12.866 50		51.199
	KIRMES Robert		5.6 13.833 20	5.2 13.266 29	4.7 13.266 40	4.0 13.000 90	4.9 12.933 63	4.9 13.400 26		79.698
	KOSKI Elias		8.233	8.066	8.566	9.000	8.033	8.500		
	SORAVUO Emil		5.1 13.200 49	4.7 13.233 30	4.7 12.966 60	4.8 13.633 69	5.1 13.400 48	4.9 13.266 37		79.698
			8.100	8.533	8.266	8.833	8.300	8.366		
			5.5 14.133 11							14.133
			8.633							







Team Results

Rank	Name	NAT													SJ Pen.	Total
			D Total Rk. E Pen.		D Total Rk. E Pen.		D Total Rk. E Pen.		D Total Rk. E Pen.		D Total Rk. E Pen.					
15	Norway	NOR	39.899		36.765		39.899		42.633		40.132		38.832			238.160
	HEGGENSNES Sofus		5.0 8.333	13.333 39	5.1 7.866	12.966 46	4.6 8.700	13.300 39	5.2 9.300	14.500 14	5.2 8.466	13.666 37	5.2 8.466	13.666 16		81.431
	WIBYE Harald				3.9 8.033	11.933 77					5.1 8.866	13.966 25	4.5 8.066	12.566 66		38.465
	KARLSEN Jacob		4.5 8.800	13.300 40			5.3 8.433	13.733 20	4.8 9.333	14.133 34			3.8 8.800	12.600 62		53.766
	SKOGVANG Peder		5.4 7.966	13.266 43	4.0 7.866	11.866 81			4.8 9.200	14.000 44						39.132
	AMBLIE Joar						4.3 8.566	12.866 66			3.7 8.800	12.500 82				25.366







Team Results

Rank	Name	NAT							SJ Pen.	Total
			D Total Rk. E Pen.	D Total Rk. E Pen.	D Total Rk. E Pen.	D Total Rk. E Pen.	D Total Rk. E Pen.	D Total Rk. E Pen.		
16	Israel	ISR	40.498	39.099	39.366	41.133	39.732	38.266		238.094
	DOLGOPYAT Artem		6.1 14.266 6 8.466 0.300			5.2 14.433 20 9.333 0.100	5.3 13.833 29 8.533	4.7 12.833 55 8.133		55.365
	PYATOV Ron				4.2 12.800 69 8.600					12.800
	MYAKININ Alexander			5.5 13.233 34 7.733				5.8 13.400 30 7.600		26.633
	GULIDOV Pavel		5.2 12.466 85 7.466 0.200	4.6 12.633 58 8.033	5.4 13.566 27 8.166	5.2 14.200 33 9.100 0.100	5.2 13.166 55 7.966			66.031
	ZEIDEL Uri		5.5 13.766 24 8.266	5.0 13.233 32 8.233	4.3 13.000 56 8.700	4.8 12.500 103 8.000 0.300	4.6 12.733 71 8.133	4.3 12.033 90 7.733		77.265







Team Results

Rank	Name	NAT							SJ Pen.	Total
			D Total Rk. E Pen.	D Total Rk. E Pen.	D Total Rk. E Pen.	D Total Rk. E Pen.	D Total Rk. E Pen.	D Total Rk. E Pen.		
17	Sweden	SWE	39.066	37.799	38.266	41.166	40.666	38.399		235.362
	IDESJOE Karl		5.0 12.600 80 7.700 0.100		4.5 13.233 42 8.733	4.8 13.733 66 8.933	5.3 14.066 20 8.766	4.8 12.966 49 8.166		66.598
	LENBERG Joakim		4.7 13.233 47 8.533	4.4 11.633 87 7.233	3.7 12.400 87 8.700	4.8 13.400 75 8.700 0.100	4.4 12.800 68 8.400			63.466
	RUMBUTIS David		4.6 13.233 45 8.633	5.1 12.766 55 7.666	4.0 12.633 80 8.633	4.8 14.033 41 9.233	5.0 13.800 30 8.800	4.9 13.100 44 8.200		79.565
	SUNDELL William			5.2 13.400 25 8.200						13.400
	VANSTROEM Kim						4.0 12.333 75 8.333			12.333







Team Results

Rank	Name	NAT							SJ Pen.	Total
			D Total Rk. E Pen.	D Total Rk. E Pen.	D Total Rk. E Pen.	D Total Rk. E Pen.	D Total Rk. E Pen.	D Total Rk. E Pen.		
18	Bulgaria	BUL	36.432	39.199	38.532	42.565	39.266	38.966		234.960
	ALEKSANDROV Yordan		5.1 11.633 102 6.733 0.200		4.8 13.166 44 8.366	4.8 13.833 59 9.033	5.5 12.200 87 6.700	5.2 13.633 17 8.433		64.465
	HUDDLESTON David		5.6 11.666 101 6.066	5.1 13.633 17 8.533	5.3 13.133 49 7.833	5.2 14.266 29 9.166 0.100	5.7 14.333 10 8.633	4.4 12.833 54 8.433		79.864
	DIMITROV Dimitar				4.7 12.233 93 7.533	5.2 14.466 16 9.266				26.699
	TRIFONOV Teodor		5.5 13.133 55 7.633	4.6 12.266 67 7.666			4.3 12.733 70 8.433	4.2 12.500 69 8.300		50.632
	RADKOV Rayan			5.0 13.300 27 8.300						13.300







Team Results

Rank	Name	NAT							SJ Pen.	Total
			D Total Rk. E Pen.	D Total Rk. E Pen.	D Total Rk. E Pen.	D Total Rk. E Pen.	D Total Rk. E Pen.	D Total Rk. E Pen.		
19	Ireland	IRL	39.199	38.733	38.632	42.232	38.265	37.332		234.393
	MC CLENAGHAN Rhys			5.9 14.200 9 8.300						14.200
	CUNNINGHAM Dominick		5.7 13.966 15 8.266		5.1 12.966 61 7.866	5.2 14.466 16 9.266	5.1 13.233 53 8.133	4.7 13.166 42 8.466		67.797
	FOX Daniel			4.6 12.800 53 8.200	5.7 13.733 21 8.033	4.0 13.200 79 9.200	5.0 12.866 66 7.866	3.5 11.966 92 8.466		64.565
	MONTGOMERY Eamon		5.8 12.833 69 7.033							12.833
	MC ATEER Ewan		5.1 12.400 89 7.300	4.0 11.733 83 7.733	3.9 11.933 101 8.033	5.2 14.566 12 9.366	4.2 12.166 88 7.966	4.0 12.200 84 8.200		74.998







Team Results

Rank	Name	NAT							SJ Pen.	Total
			D Total Rk. E Pen.	D Total Rk. E Pen.	D Total Rk. E Pen.	D Total Rk. E Pen.	D Total Rk. E Pen.	D Total Rk. E Pen.		
20	Cyprus	CYP	39.332	35.099	38.232	40.033	37.566	39.599		229.861
	GEORGIU Marios		5.5 13.533 32 8.033	6.2 12.033 72 5.833				5.8 14.233 1 8.433		39.799
	GEORGIU Ilias									0.000
	ANGONAS Georgios		4.8 12.666 77 7.866	3.9 12.000 73 8.100	4.0 12.166 95 8.166	4.8 13.200 81 0.300	5.1 13.666 36 8.566	4.8 13.233 39 8.433		76.931
	PILAKOURIS Sokratis				5.9 13.933 16 8.033	4.0 12.933 93 9.033	3.6 11.200 100 0.100	7.600		38.066
	CHARI Michalis		5.5 13.133 54 7.733	3.6 11.066 96 0.100	4.3 12.133 96 7.466	4.8 13.900 53 9.100	4.2 12.700 73 8.500	3.8 12.133 89 8.333		75.065







Team Results

Rank	Name	NAT							SJ Pen.	Total
			D Total Rk. E Pen.	D Total Rk. E Pen.	D Total Rk. E Pen.	D Total Rk. E Pen.	D Total Rk. E Pen.	D Total Rk. E Pen.		
21	Greece	GRE	37.032	34.733	41.000	39.666	38.365	37.366		228.162
	PETROUNIAS Eleftherios				6.2 15.100 1 8.900					15.100
	KELESIDIS Georgios			5.2 12.200 71 7.000			4.4 12.333 86 7.933			24.533
	GKINIS Stavros		5.0 12.666 78 7.766 0.100		5.1 13.100 51 8.000	4.0 12.833 98 8.933 0.100	4.5 13.066 59 8.566	4.0 12.500 68 8.500		64.165
	KANELLOS Apostolos		4.5 12.566 82 8.066	5.3 11.733 85 6.433		4.0 12.933 94 8.933	4.1 12.966 62 8.866	4.7 12.633 60 7.933		62.831
	KRANITIS Nikolaos		4.8 11.800 97 7.100 0.100	3.7 10.800 101 7.100	4.2 12.800 69 8.600	4.8 13.900 53 9.100		4.1 12.233 80 8.133		61.533







Team Results

Rank	Name	NAT													SJ Pen.	Total	
			D Total Rk. E Pen.	D Total Rk. E Pen.	D Total Rk. E Pen.	D Total Rk. E Pen.	D Total Rk. E Pen.	D Total Rk. E Pen.	D Total Rk. E Pen.	D Total Rk. E Pen.							
22	Lithuania	LTU	38.633		36.566		34.632		38.765		39.099		39.232			226.927	
	TVOROGAL Robert												5.6 8.366	13.966 6		13.966	
	CHASAZYROVAS Gytis		5.8 7.900	13.100 0.600	57	6.0 7.633	13.633 18	4.7 6.300	11.000 108	5.2 7.966	13.066 0.100	87	5.0 8.300	13.300 51	3.9 8.400	12.300 78	76.399
	KUZMICKAS Tomas		5.0 8.133	13.133 52	4.5 7.700	12.200 70	4.1 8.166	12.266 91	4.8 8.266	13.066 86	4.8 8.533	13.333 49	4.7 8.266	12.966 48		76.964	
	LIASKINAS Ernestas				4.0 6.733	10.733 103			4.8 7.833	12.633 102						23.366	
	KUZMICKAS Titas		4.0 8.400	12.400 88			3.5 7.866	11.366 105			3.7 8.766	12.466 83				36.232	







Team Results

Rank	Name	NAT							SJ Pen.	Total
			D Total Rk. E Pen.	D Total Rk. E Pen.	D Total Rk. E Pen.	D Total Rk. E Pen.	D Total Rk. E Pen.	D Total Rk. E Pen.		
23	Portugal	POR	40.300	35.265	37.100	41.032	35.432	37.898	1.0	226.027
	ALMEIDA Filipe					5.2 13.066 87 7.966 0.100		3.9 12.666 57 8.766		25.732
	CAMPOS Guilherme		5.4 13.300 41 8.000 0.100	3.4 10.933 97 7.533	4.2 12.500 85 8.300	5.2 14.066 40 8.966 0.100	4.1 11.666 95 7.566	4.0 12.566 65 8.566		75.031
	CATARINO Joel				4.4 12.000 100 7.600		3.9 11.200 101 7.300	4.3 12.666 58 8.366		35.866
	MARQUES Marcelo		5.4 13.600 30 8.200	5.2 11.766 82 6.566						25.366
	NOGUEIRA Jose		5.3 13.400 36 8.200 0.100	3.9 12.566 59 8.666	4.2 12.600 82 8.400	4.8 13.900 53 9.100	4.1 12.566 79 8.466			65.032







Team Results







Rank	Name	NAT													SJ Pen.	Total
			D Total Rk. E Pen.		D Total Rk. E Pen.		D Total Rk. E Pen.		D Total Rk. E Pen.		D Total Rk. E Pen.		D Total Rk. E Pen.			
24	Azerbaijan	AZE	38.833		30.399		40.499		40.332		38.100		37.799		225.962	
	GAHRAMANOV Aghamurad		5.5 12.433 87 6.933	3.6 9.300 110 5.700	4.0 12.066 97 8.066	4.8 13.533 72 8.833 0.100	4.6 12.600 78 8.000	4.5 11.566 96 7.066							71.498	
	SAFAROV Mansum		5.0 12.800 70 7.800	3.9 8.866 112 4.966		4.0 12.466 104 8.766 0.300	3.7 11.700 94 8.000								45.832	
	SIMONOV Nikita				6.0 14.600 7 8.600					4.2 12.833 52 8.633					27.433	
	TIKHONOV Ivan		5.6 13.600 31 8.100 0.100	5.7 12.233 69 6.533	5.7 13.833 18 8.133	5.2 14.333 25 9.233 0.100	5.6 13.800 31 8.200	5.1 13.400 29 8.300							81.199	

Team Results

Rank	Name	NAT							SJ Pen.	Total
			D Total Rk. E Pen.	D Total Rk. E Pen.	D Total Rk. E Pen.	D Total Rk. E Pen.	D Total Rk. E Pen.	D Total Rk. E Pen.		
25	Georgia	GEO	38.366	35.566	39.466	40.266	37.032	34.132		224.828
	ABESADZE Saba			3.8 11.500 89 7.700	4.7 13.033 55 8.333		6.0 13.166 56 7.166	3.8 11.066 101 7.266		48.765
	DUDUCHAVA Valiko		4.7 11.833 96 7.133		5.2 13.033 89 7.933 0.100					24.866
	JIMSHELEISHVILI Ioane		5.6 13.700 26 8.100		4.3 12.933 62 8.633	4.8 14.000 44 9.200				40.633
	SITCHINAVA Bidzina		5.1 12.833 67 7.733	4.3 11.366 92 7.066		4.0 13.233 78 9.233	4.6 12.633 77 8.033	4.2 10.633 106 6.433		60.698
	SKHILADZE Levan			5.2 12.700 57 7.500	4.8 13.500 30 8.700		5.0 11.233 99 6.233	4.2 12.433 72 8.233		49.866

Team Results

Rank	Name	NAT													SJ Pen.	Total
			D Total Rk. E Pen.	D Total Rk. E Pen.	D Total Rk. E Pen.	D Total Rk. E Pen.	D Total Rk. E Pen.	D Total Rk. E Pen.	D Total Rk. E Pen.							
26	Iceland	ISL	39.299	34.199	36.899	40.532	34.266	37.066						222.261		
	GUDMUNDSSON Martin		4.6 13.233 45 8.633	3.6 10.766 102 7.166	4.0 12.033 98 8.033				4.3 12.600 63 8.300				48.632			
	GUNNARSSON Jon				4.7 12.233 93 7.533								12.233			
	THORISSON Jonas Ingi		5.0 12.633 79 7.733 0.100			4.8 13.666 67 8.866	3.9 12.533 81 8.633	3.5 12.133 87 8.633					50.965			
	VALGEIRSSON Atli Snaer			4.2 11.500 90 7.300		4.0 12.833 98 8.933 0.100	3.5 9.000 107 8.500 3.000						33.333			
	REINHARDSSON Valgard		5.4 13.433 35 8.033	3.6 11.933 76 8.333	4.3 12.633 81 8.333	4.8 14.033 41 9.233	4.8 12.733 72 7.933	4.3 12.333 76 8.033					77.098			

LEGEND	 Horizontal bar	 Parallel bars	 Vault	 Rings	 Pommel horse	 Floor exercise
E Execution		D Difficulty	Rk. Ranking	Pen. Penalty		

Results By Apparatus



Rank	Bib	Name	NAT	E	D	Penalty	Total
1	339	DOLGOPYAT Artem	ISR	8.866	6.1		14.966
2	324	MESZAROS Krisztofer	HUN	8.600	6.0		14.600
3	306	JARMAN Jake	GBR	8.133	6.3		14.433
4	344	BARTOLINI Nicola	ITA	8.400	5.9		14.300
5	399	KOVTUN Illia	UKR	8.133	6.1		14.233
6	397	ASIL Adem	TUR	7.866	5.8	-0.30	13.366
7	308	REGINI-MORAN Giarnni	GBR	7.033	5.9		12.933
8	396	ONDER Ahmet	TUR	7.033	5.8		12.833

LEGEND



Floor exercise

D Difficulty

E Execution

Results By Apparatus



Rank	Bib	Name	NAT	E	D	Penalty	Total
1	256	MERDINYAN Harutyun	ARM	8.633	6.1		14.733
2	357	DE MUNCK Loran	NED	8.400	6.3		14.700
3	315	DUNKEL Nils	GER	8.533	6.1		14.633
4	299	OSBERGER Benjamin	FRA	8.766	5.8		14.566
5	394	ARICAN Ferhat	TUR	8.466	5.8		14.266
6	253	DAVTYAN Artur	ARM	8.333	5.7		14.033
7	277	UDE Filip	CRO	8.533	5.4		13.933
8	305	FRASER Joe	GBR	8.100	5.8		13.900

LEGEND



Pommel horse

D Difficulty

E Execution

Results By Apparatus



Rank	Bib	Name	NAT	E	D	Penalty	Total
1	319	PETROUNIAS Eleftherios	GRE	8.933	6.2		15.133
2	397	ASIL Adem	TUR	8.733	6.3		15.033
3	307	TULLOCH Courtney	GBR	8.766	6.1		14.866
4	254	DAVTYAN Vahagn	ARM	8.766	6.0		14.766
5	257	HOECK Vinzenz	AUT	8.533	6.2		14.733
6	264	SIMONOV Nikita	AZE	8.266	6.3		14.566
7	402	RADIVILOV Igor	UKR	8.500	6.0		14.500
8	252	AVETISYAN Artur	ARM	8.133	5.6		13.733

LEGEND



D Difficulty

E Execution

Results By Apparatus

V

Rank	Bib	Name	NAT	Vault	E	D	Penalty	Vault Score	Total
1	306	JARMAN Jake	GBR	1	9.166	5.6		14.766	14.983
				2	9.200	6.0		15.200	
2	253	DAVTYAN Artur	ARM	1	9.466	5.6		15.066	14.983
				2	9.300	5.6		14.900	
3	402	RADIVILOV Igor	UKR	1	9.233	5.6		14.833	14.899
				2	9.366	5.6		14.966	
4	384	FREY Andrin	SUI	1	9.100	5.6		14.700	14.500
				2	9.300	5.0		14.300	
5	374	BURTANETE Gabriel	ROU	1	9.066	5.6	-0.10	14.566	14.316
				2	8.766	5.6	-0.30	14.066	
6	265	TIKHONOV Ivan	AZE	1	8.933	5.6		14.533	14.266
				2	8.900	5.2	-0.10	14.000	
7	307	TULLOCH Courtney	GBR	1	9.100	5.6		14.700	14.100
				2	7.800	6.0	-0.30	13.500	
8	300	SALADINO Leo	FRA	1	8.766	5.6		14.366	13.699
				2	7.833	5.2		13.033	

NOTE

LEGEND

V Vault

D Difficulty

E Execution

Results By Apparatus



Rank	Bib	Name	NAT	E	D	Penalty	Total
1	305	FRASER Joe	GBR	8.833	6.5		15.333
2	399	KOVTUN Illia	UKR	8.733	6.6		15.333
3	308	REGINI-MORAN Giarnni	GBR	8.566	6.3		14.866
4	292	MIR Nicolau	ESP	8.833	5.9		14.733
5	347	LEVANTESI Matteo	ITA	8.733	5.7		14.433
6	396	ONDER Ahmet	TUR	8.166	6.2		14.366
7	394	ARICAN Ferhat	TUR	7.200	6.5		13.700
8	314	DAUSER Lukas	GER	7.433	6.2		13.633

LEGEND



Parallel bars

D Difficulty

E Execution

Results By Apparatus









Rank	Bib	Name	NAT	E	D	Penalty	Total
1	281	GEORGIU Marios	CYP	8.400	6.0		14.400
2	351	TVOROGAL Robert	LTU	8.400	! 5.6		14.000
3	290	PLATA Joel	ESP	8.200	5.8		14.000
4	304	HALL James	GBR	8.433	5.5		13.933
5	383	SEIFERT Noe	SUI	8.200	5.7		13.900
6	301	DEGOUY Paul	FRA	8.266	4.9		13.166
7	270	KUAVITA Noah	BEL	7.766	5.4		13.166
8	396	ONDER Ahmet	TUR	6.866	5.5		12.366







NOTE Exclamation sign (!) at Difficulty score informs that score was under inquiry.

LEGEND  Horizontal bar **D** Difficulty **E** Execution







All-Around Results

Rank	BIB	Name	NAT																			Total		
				D	Total	Rk.	D	Total	Rk.	D	Total	Rk.	D	Total	Rk.	D	Total	Rk.	D	Total	Rk.			
				E	Pen.		E	Pen.		E	Pen.		E	Pen.		E	Pen.		E	Pen.				
1	162	MOLNAR Botond	HUN	5.0	13.866	1	4.4	12.700	19	4.4	13.333	2	5.2	14.333	4	4.7	13.366	9	4.2	12.366	40	79.964		
				8.866	0.000		8.300	0.000		8.933	0.000		9.133	0.000		8.666	0.000		8.166	0.000				
2	130	CARRION CARO Daniel	ESP	4.8	12.733	45	4.4	12.900	12	4.2	12.900	18	5.2	14.366	3	4.5	13.400	6	4.3	12.733	17	79.032		
				8.133	-0.200		8.500	0.000		8.700	0.000		9.166	0.000		8.900	0.000		8.433	0.000				
3	148	WARD Reuben	GBR	4.5	13.100	24	4.8	13.466	4	3.9	12.600	39	5.2	14.300	5	4.2	12.800	31	3.9	12.700	18	78.966		
				8.600	0.000		8.666	0.000		8.700	0.000		9.100	0.000		8.600	0.000		8.800	0.000				
4	214	GIUBELLINI Matteo	SUI	4.6	13.100	26	4.7	12.933	11	4.2	12.833	25	4.8	13.833	29	4.6	13.000	24	4.2	12.966	7	78.665		
				8.500	0.000		8.233	0.000		8.633	0.000		9.133	-0.100		8.400	0.000		8.766	0.000				
5	230	STELMAKH Radomyr	UKR	5.0	13.333	10	5.1	13.366	5	4.3	12.966	14	4.8	14.266	6	4.9	12.266	60	4.6	12.466	35	78.663		
				8.333	0.000		8.266	0.000		8.666	0.000		9.466	0.000		7.366	0.000		7.866	0.000				
6	178	VILLA Riccardo	ITA	4.8	13.066	29	5.0	13.066	8	4.3	13.233	4	5.2	13.900	24	4.6	12.666	36	4.2	12.700	20	78.631		
				8.366	-0.100		8.066	0.000		8.933	0.000		9.000	-0.300		8.066	0.000		8.500	0.000				
7	175	BRUGNAMI Tommaso	ITA	4.8	13.400	8	4.2	12.533	26	4.1	13.000	10	4.8	14.200	8	4.1	12.533	42	4.2	12.866	10	78.532		
				8.600	0.000		8.333	0.000		8.900	0.000		9.400	0.000		8.433	0.000		8.666	0.000				







All-Around Results

Rank	BIB	Name	NAT																			Total			
				D	Total	Rk.	D	Total	Rk.	D	Total	Rk.	D	Total	Rk.	D	Total	Rk.	D	Total	Rk.				
				E	Pen.		E	Pen.		E	Pen.		E	Pen.		E	Pen.		E	Pen.					
8	145	CROUCH Danny	GBR	5.0	13.566	3	4.5	12.900	13	3.9	11.933	83	4.8	14.033	14	3.8	12.666	35	4.1	12.900	8				77.998
				8.566	0.000		8.400	0.000		8.033	0.000		9.233	0.000		8.866	0.000		8.800	0.000					
9	117	ZLATANOV Bozhidar	BUL	4.9	13.066	33	4.2	11.666	62	4.3	12.966	14	5.2	14.200	9	4.8	13.266	10	4.3	12.833	12				77.997
				8.166	0.000		7.466	0.000		8.666	0.000		9.000	0.000		8.466	0.000		8.533	0.000					
10	213	IMHOF Jan	SUI	4.8	13.300	12	3.8	12.000	48	4.3	12.866	21	4.8	13.700	35	4.5	13.100	17	4.2	12.800	14				77.766
				8.500	0.000		8.200	0.000		8.566	0.000		9.000	-0.100		8.600	0.000		8.600	0.000					
11	140	CAVALLARO Romain	FRA	4.7	12.866	38	4.0	12.566	25	4.2	12.400	57	4.8	13.933	20	4.3	13.133	14	4.4	12.866	11				77.764
				8.166	0.000		8.566	0.000		8.200	0.000		9.133	0.000		8.833	0.000		8.466	0.000					
12	163	ZAVORY Szilard	HUN	4.9	13.166	18	4.1	12.166	40	4.5	13.200	6	5.2	13.900	25	3.6	12.133	69	4.5	13.033	6				77.598
				8.266	0.000		8.066	0.000		8.700	0.000		8.800	-0.100		8.533	0.000		8.533	0.000					
13	102	MANUKYAN Hamlet	ARM	4.0	12.566	55	5.2	13.800	2	4.4	13.233	5	4.0	13.133	55	4.3	13.000	23	3.3	11.766	72				77.498
				8.866	-0.300		8.600	0.000		8.833	0.000		9.133	0.000		8.700	0.000		8.466	0.000					
14	225	KILICER Mert Efe	TUR	4.6	13.233	14	4.6	12.466	28	4.1	12.200	64	4.4	13.600	41	4.5	12.800	33	4.3	12.900	9				77.199
				8.633	0.000		7.866	0.000		8.100	0.000		9.200	0.000		8.300	0.000		8.600	0.000					







All-Around Results

Rank	BIB	Name	NAT																			Total		
				D	Total	Rk.	D	Total	Rk.	D	Total	Rk.	D	Total	Rk.	D	Total	Rk.	D	Total	Rk.			
				E	Pen.		E	Pen.		E	Pen.		E	Pen.		E	Pen.		E	Pen.				
15	171	DOTSENKO Dmytro	ISR	4.0	11.566	101	4.2	12.933	10	4.2	12.966	13	4.0	13.033	59	4.5	13.500	2	4.5	13.200	3	77.198		
				7.566	0.000	8.733	0.000	8.766	0.000	9.033	0.000	9.000	0.000	8.700	0.000									
16	222	IL-SUNG MELANDER Luis	SWE	3.7	12.500	59	4.1	12.400	31	5.0	13.600	1	4.0	13.300	50	4.8	12.933	28	3.6	12.333	42	77.066		
				8.800	0.000	8.300	0.000	8.600	0.000	9.300	0.000	8.133	0.000	8.733	0.000									
17	100	BAGHDASARYAN Erik	ARM	3.7	12.566	56	3.9	12.033	46	4.1	13.066	8	4.0	13.166	53	4.4	13.366	8	4.2	12.800	14	76.997		
				8.866	0.000	8.133	0.000	8.966	0.000	9.166	0.000	8.966	0.000	8.600	0.000									
18	194	SPONEVIK Sebastian	NOR	4.8	13.133	19	4.5	11.433	78	4.2	12.433	53	5.2	14.100	12	4.0	13.133	13	4.0	12.466	34	76.698		
				8.333	0.000	6.933	0.000	8.233	0.000	9.000	-0.100	9.133	0.000	8.466	0.000									
19	104	SCHWAIGER Alfred	AUT	4.0	12.600	53	4.8	13.266	6	4.1	12.700	33	4.0	13.033	59	4.1	12.733	34	3.9	12.333	44	76.665		
				8.600	0.000	8.466	0.000	8.600	0.000	9.033	0.000	8.633	0.000	8.433	0.000									
20	138	REIMAN Joona	FIN	4.8	13.066	30	3.9	11.433	76	4.3	12.133	70	5.6	14.666	1	4.6	12.966	26	3.8	11.966	63	76.230		
				8.266	0.000	7.533	0.000	7.833	0.000	9.066	0.000	8.366	0.000	8.166	0.000									
21	105	VETTER Gino	AUT	4.6	13.366	9	4.0	12.266	34	3.7	12.600	38	4.8	13.600	42	4.2	11.933	83	3.8	12.333	43	76.098		
				8.766	0.000	8.266	0.000	8.900	0.000	8.900	-0.100	7.733	0.000	8.533	0.000									







All-Around Results

Rank	BIB	Name	NAT																			Total		
				D	Total	Rk.	D	Total	Rk.	D	Total	Rk.	D	Total	Rk.	D	Total	Rk.	D	Total	Rk.			
				E	Pen.		E	Pen.		E	Pen.		E	Pen.		E	Pen.		E	Pen.				
22	231	PRUDKO Dmytro	UKR	4.5	12.500	64	4.3	12.200	38	4.2	13.033	9	4.0	12.900	70	5.0	13.000	25	3.8	12.366	38	75.999		
				8.000	0.000		7.900	0.000	8.833	0.000	8.900	0.000	8.000	0.000	8.566	0.000								
23	143	MANSARD Anthony	FRA	4.9	13.466	5	2.8	8.933	105	4.2	12.866	20	4.8	14.000	16	4.5	13.500	2	4.4	13.233	1	75.998		
				8.566	0.000		6.133	0.000	8.666	0.000	9.200	0.000	9.000	0.000	8.833	0.000								
24	190	ABAIDI Amine	NED	4.5	13.400	7	4.2	11.633	65	4.0	12.733	31	5.2	12.933	69	4.1	13.066	18	4.2	12.200	54	75.965		
				8.900	0.000		7.433	0.000	8.733	0.000	7.733	0.000	8.966	0.000	8.000	0.000								
25	234	RUDYI Ivan	UKR	4.3	12.400	70	4.4	12.133	43	4.1	12.866	19	4.0	12.600	88	4.1	13.000	22	4.3	12.833	12	75.832		
				8.100	0.000		7.733	0.000	8.766	0.000	8.700	-0.100	8.900	0.000	8.533	0.000								
26	106	BICKEL David	AUT	4.9	13.133	21	3.9	11.800	57	4.2	12.533	48	4.8	13.700	35	3.5	12.300	54	3.5	12.000	62	75.466		
				8.233	0.000		7.900	0.000	8.333	0.000	9.000	-0.100	8.800	0.000	8.500	0.000								
27	103	IVKIC Nikolas	AUT	4.6	11.733	98	4.0	12.633	21	4.0	12.800	26	4.8	14.000	16	3.4	11.966	80	3.7	12.266	47	75.398		
				7.233	-0.100		8.633	0.000	8.800	0.000	9.200	0.000	8.566	0.000	8.566	0.000								
28	135	HARJU Aaro	FIN	4.2	12.500	61	3.8	12.100	44	4.1	12.833	22	4.0	12.866	74	4.0	12.800	30	4.1	12.233	53	75.332		
				8.300	0.000		8.300	0.000	8.733	0.000	8.866	0.000	8.800	0.000	8.133	0.000								







All-Around Results

Rank	BIB	Name	NAT																			Total		
				D	Total	Rk.	D	Total	Rk.	D	Total	Rk.	D	Total	Rk.	D	Total	Rk.	D	Total	Rk.			
				E	Pen.		E	Pen.		E	Pen.		E	Pen.		E	Pen.		E	Pen.				
29	209	HRIBAR Anze	SLO	4.9	13.133	21	2.7	11.400	79	4.1	12.433	52	4.8	13.900	22	3.9	12.300	56	3.7	12.133	55	75.299		
				8.233	0.000		8.700	0.000		8.333	0.000		9.100	0.000		8.400	0.000		8.433	0.000				
30	137	PIETARINEN Marcus	FIN	4.6	12.400	73	4.3	12.800	15	4.1	12.833	22	4.0	13.233	51	4.1	12.100	76	3.4	11.900	66	75.266		
				7.800	0.000		8.500	0.000		8.733	0.000		9.233	0.000		8.000	0.000		8.500	0.000				
31	125	BAGO Daniel	CZE	4.9	12.466	68	3.9	11.700	61	4.0	12.266	60	4.8	13.866	26	3.9	12.633	37	3.9	12.333	44	75.264		
				7.566	0.000		7.800	0.000		8.266	0.000		9.066	0.000		8.733	0.000		8.433	0.000				
32	189	FAVERUS Elijah	NED	4.2	13.033	34	4.3	11.533	72	4.0	12.500	49	4.8	13.600	42	3.8	12.266	59	3.7	12.266	47	75.198		
				8.833	0.000		7.233	0.000		8.500	0.000		8.900	-0.100		8.466	0.000		8.566	0.000				
33	132	RUIZ Pablo	ESP	5.0	12.366	77	4.1	12.400	31	4.2	12.700	34	4.8	13.900	22	4.0	11.700	88	3.7	12.066	58	75.132		
				7.666	-0.300		8.300	0.000		8.500	0.000		9.100	0.000		7.700	0.000		8.366	0.000				
34	101	KHACHATRYAN Mamikon	ARM	3.9	12.600	52	4.9	13.666	3	3.7	12.400	55	3.2	12.300	91	3.9	11.966	81	3.4	12.100	56	75.032		
				9.000	-0.300		8.766	0.000		9.000	-0.300		9.100	0.000		8.066	0.000		8.700	0.000				
35	164	JUHASZ Balazs	HUN	4.8	13.066	30	3.7	11.700	60	4.1	12.233	63	4.8	13.600	42	3.8	11.600	89	4.2	12.533	29	74.732		
				8.266	0.000		8.000	0.000		8.133	0.000		8.900	-0.100		7.800	0.000		8.333	0.000				







All-Around Results

Rank	BIB	Name	NAT																			Total			
				D	Total	Rk.	D	Total	Rk.	D	Total	Rk.	D	Total	Rk.	D	Total	Rk.	D	Total	Rk.				
				E	Pen.		E	Pen.		E	Pen.		E	Pen.		E	Pen.		E	Pen.					
36	192	ENSER Aaron	NED	4.4	12.833	39	3.6	11.533	70	3.9	11.933	83	4.8	13.966	19	3.9	12.166	68	3.4	12.000	61				74.431
				8.433	0.000	7.933	0.000	8.033	0.000	9.166	0.000	8.266	0.000	8.600	0.000										
37	203	PUICEA David	ROU	4.5	12.366	75	4.2	12.000	49	3.9	11.866	86	4.8	13.333	49	4.5	12.333	53	3.9	12.500	31				74.398
				8.166	-0.300	7.800	0.000	7.966	0.000	8.633	-0.100	7.833	0.000	8.600	0.000										
38	228	DOGAN Altan	TUR	4.3	12.666	47	3.5	10.100	97	4.2	12.800	30	4.0	12.966	64	4.7	13.433	5	3.9	12.400	36				74.365
				8.366	0.000	6.600	0.000	8.600	0.000	8.966	0.000	8.733	0.000	8.500	0.000										
39	121	DELIBALTOV Ruslan	BUL	4.7	12.233	81	4.3	11.966	51	4.8	12.566	43	4.8	12.733	84	4.5	13.133	15	3.3	11.700	74				74.331
				7.533	0.000	7.666	0.000	7.766	0.000	8.233	-0.300	8.633	0.000	8.400	0.000										
40	227	HAMARAT Volkan Arda	TUR	3.7	12.500	59	3.6	11.466	74	4.1	13.133	7	4.0	13.133	55	4.2	13.166	12	3.6	10.666	99				74.064
				8.800	0.000	7.866	0.000	9.033	0.000	9.133	0.000	8.966	0.000	7.066	0.000										
41	154	MOUSICHIDIS Daniel	GER	5.1	13.500	4	4.0	10.033	98	4.0	12.000	77	4.4	12.166	96	4.4	13.066	19	4.4	13.133	4				73.898
				8.400	0.000	6.033	0.000	8.000	0.000	7.766	0.000	8.666	0.000	8.733	0.000										
42	108	AHMADZADA Rasul	AZE	5.0	11.900	94	4.9	12.333	33	4.0	12.066	73	4.0	12.866	73	4.3	12.433	46	4.0	12.300	46				73.898
				6.900	0.000	7.433	0.000	8.066	0.000	8.966	-0.100	8.133	0.000	8.300	0.000										







All-Around Results

Rank	BIB	Name	NAT																			Total		
				D	Total	Rk.	D	Total	Rk.	D	Total	Rk.	D	Total	Rk.	D	Total	Rk.	D	Total	Rk.			
				E	Pen.		E	Pen.		E	Pen.		E	Pen.		E	Pen.		E	Pen.				
43	185	BRANDENBURGER Quentin	LUX	4.5	11.933	93	3.9	11.866	54	4.1	12.500	50	4.8	13.833	30	4.5	12.600	40	3.6	11.066	94	73.798		
				7.433	0.000		7.966	0.000	8.400	0.000	9.033	0.000	8.100	0.000	7.466	0.000								
44	224	SOEDERQVIST Jacob	SWE	4.3	12.700	46	3.9	11.733	59	3.2	12.166	66	4.0	13.000	62	3.2	12.100	72	3.3	12.066	57	73.765		
				8.400	0.000		7.833	0.000	8.966	0.000	9.000	0.000	8.900	0.000	8.766	0.000								
45	131	GIRALDEZ Alvaro	ESP	4.5	12.733	44	2.7	9.766	103	3.7	12.566	41	4.4	13.700	34	3.5	12.266	58	3.9	12.700	18	73.731		
				8.433	-0.200		7.066	0.000	8.866	0.000	9.300	0.000	8.766	0.000	8.800	0.000								
46	126	DURAK Miroslav	CZE	4.2	12.366	76	3.9	11.533	71	4.1	12.300	59	4.8	12.366	90	4.0	12.500	43	3.8	12.466	32	73.531		
				8.166	0.000		7.633	0.000	8.200	0.000	7.666	-0.100	8.500	0.000	8.666	0.000								
47	116	VANDEBERG Giel	BEL	4.2	12.066	87	4.1	12.166	40	4.2	12.433	53	4.0	12.733	83	4.1	12.433	45	3.6	11.366	87	73.197		
				7.866	0.000		8.066	0.000	8.233	0.000	8.833	-0.100	8.333	0.000	7.766	0.000								
48	205	TARCA Nicholas	ROU	4.8	12.033	89	5.2	12.666	20	3.5	11.733	90	4.8	13.700	38	4.2	12.300	57	3.6	10.666	99	73.098		
				7.333	-0.100		7.466	0.000	8.233	0.000	8.900	0.000	8.100	0.000	7.066	0.000								
49	170	IOSCOVICH Eliran	ISR	4.6	11.066	106	4.3	12.733	16	4.1	12.266	61	4.4	13.533	45	4.1	10.733	102	4.3	12.766	16	73.097		
				6.466	0.000		8.433	0.000	8.166	0.000	9.133	0.000	6.633	0.000	8.466	0.000								







All-Around Results

Rank	BIB	Name	NAT																			Total		
				D	Total	Rk.	D	Total	Rk.	D	Total	Rk.	D	Total	Rk.	D	Total	Rk.	D	Total	Rk.			
				E	Pen.		E	Pen.		E	Pen.		E	Pen.		E	Pen.		E	Pen.				
50	120	DOBREV Zdravko	BUL	4.6	12.500	65	3.6	11.600	67	3.9	11.866	86	4.0	13.033	59	4.3	11.500	94	4.4	12.566	27	73.065		
				7.900	0.000	8.000	0.000	7.966	0.000	9.033	0.000	7.200	0.000	8.166	0.000									
51	109	ALIZADA Aydin	AZE	4.5	12.466	66	3.9	11.633	63	3.8	12.066	72	5.2	12.900	72	3.9	11.966	81	4.0	11.666	78	72.697		
				8.066	-0.100	7.733	0.000	8.266	0.000	7.800	-0.100	8.066	0.000	7.666	0.000									
52	208	BUCKLEY Kevin George	SLO	3.6	11.966	92	4.3	11.866	55	4.1	12.666	36	4.0	12.633	86	4.2	11.366	97	3.9	11.900	68	72.397		
				8.366	0.000	7.566	0.000	8.566	0.000	8.733	-0.100	7.166	0.000	8.000	0.000									
53	218	KASALA Oliver	SVK	3.7	12.000	90	4.0	10.700	87	4.1	12.533	46	4.0	12.000	103	4.5	12.900	29	3.6	12.233	49	72.366		
				8.300	0.000	6.700	0.000	8.433	0.000	8.000	0.000	8.400	0.000	8.633	0.000									
54	204	MARCU Norbert	ROU	4.6	12.266	80	4.2	11.266	80	4.1	12.533	46	4.0	12.766	81	3.6	11.800	86	3.5	11.533	82	72.164		
				7.666	0.000	7.066	0.000	8.433	0.000	8.766	0.000	8.200	0.000	8.033	0.000									
55	161	EMINIDIS Serafeim	GRE	4.0	12.000	91	4.3	11.966	51	3.8	11.966	79	3.2	12.233	92	4.1	11.500	92	3.4	11.800	70	71.465		
				8.000	0.000	7.666	0.000	8.166	0.000	9.133	-0.100	7.400	0.000	8.400	0.000									
56	181	IMBRASAS Matas	LTU	3.6	11.466	102	4.6	12.733	18	3.1	11.300	97	3.2	12.133	97	3.5	12.333	51	3.0	11.366	86	71.331		
				8.166	-0.300	8.133	0.000	8.200	0.000	8.933	0.000	8.833	0.000	8.366	0.000									







All-Around Results

Rank	BIB	Name	NAT																			Total		
				D	Total	Rk.	D	Total	Rk.	D	Total	Rk.	D	Total	Rk.	D	Total	Rk.	D	Total	Rk.			
				E	Pen.		E	Pen.		E	Pen.		E	Pen.		E	Pen.		E	Pen.				
57	219	VIDRICKO Peter	SVK	4.0	12.266	79	3.3	10.500	93	3.6	11.700	91	4.0	13.133	54	3.4	12.366	48	3.2	11.233	90	71.198		
				8.266	0.000		7.200	0.000		8.400	-0.300		9.233	-0.100		8.966	0.000		8.033	0.000				
58	195	STEINSVIK-NILSEN Petter	NOR	4.3	12.666	47	3.8	10.666	88	3.7	11.933	81	4.0	12.633	85	3.4	12.166	66	3.0	11.066	93	71.130		
				8.366	0.000		6.866	0.000		8.233	0.000		8.933	-0.300		8.766	0.000		8.066	0.000				
59	167	HOOTON Niall	IRL	4.5	12.800	41	4.3	11.466	75	3.7	11.933	81	4.8	13.700	35	4.2	11.500	93	2.5	9.666	103	71.065		
				8.300	0.000		7.166	0.000		8.233	0.000		9.000	-0.100		7.300	0.000		7.166	0.000				
60	187	FOLEY Ronan	LUX	4.2	12.500	61	2.9	10.533	91	2.7	11.333	96	4.0	12.866	74	3.1	12.100	71	3.4	11.433	85	70.765		
				8.300	0.000		7.633	0.000		8.633	0.000		8.866	0.000		9.000	0.000		8.033	0.000				
61	172	SNIR Ron	ISR	3.8	12.400	69	3.8	10.866	82	3.9	12.133	69	4.0	12.800	79	3.9	10.200	103	3.7	12.066	58	70.465		
				8.600	0.000		7.066	0.000		8.233	0.000		8.800	0.000		6.300	0.000		8.366	0.000				
62	199	LECHAUD Luis	POR	4.1	12.133	85	3.8	10.700	86	3.4	11.200	99	4.0	12.433	89	3.0	12.333	50	2.7	11.266	89	70.065		
				8.033	0.000		6.900	0.000		7.800	0.000		8.733	-0.300		9.333	0.000		8.566	0.000				
63	173	ORTAL Ron	ISR	3.9	11.633	100	2.9	10.500	92	3.6	11.600	93	3.2	12.100	100	3.6	12.166	67	3.8	11.966	63	69.965		
				7.733	0.000		7.600	0.000		8.000	0.000		8.900	0.000		8.566	0.000		8.166	0.000				

All-Around Results

Rank	BIB	Name	NAT																			Total
				D	Total	Rk.	D	Total	Rk.	D	Total	Rk.	D	Total	Rk.	D	Total	Rk.	D	Total	Rk.	
				E	Pen.		E	Pen.		E	Pen.		E	Pen.		E	Pen.		E	Pen.		
64	159	PAPOUTSIS Dimitrios	GRE	4.4	11.200	105	2.8	10.633	90	4.1	11.966	80	4.0	12.833	78	3.7	11.433	96	3.4	11.900	66	69.965
				7.200	-0.400		7.833	0.000	7.866	0.000	8.933	-0.100	7.733	0.000	8.500	0.000						
65	186	KAYSER Mathis	LUX	4.2	11.866	95	2.5	10.766	84	3.0	11.066	100	4.8	12.200	94	3.0	12.233	61	3.2	11.333	88	69.464
				7.766	-0.100		8.266	0.000	8.366	-0.300	7.800	-0.400	9.233	0.000	8.133	0.000						
66	169	STEFANSSON Sigurdur Ari	ISL	4.0	12.200	82	3.3	10.300	95	2.6	10.300	105	4.0	12.900	70	3.0	12.000	78	3.3	11.533	81	69.233
				8.200	0.000	7.000	0.000	8.000	-0.300	8.900	0.000	9.000	0.000	0.000	8.233	0.000						
67	201	VIEGAS Hugo	POR	4.3	11.833	96	2.6	9.800	101	3.9	12.233	62	2.8	11.333	106	3.0	12.200	62	3.8	11.766	73	69.165
				7.533	0.000	7.200	0.000	8.333	0.000	8.633	-0.100	9.200	0.000	0.000	7.966	0.000						
68	183	MURENAS Martynas	LTU	4.0	12.100	86	3.9	11.633	63	2.8	10.933	103	2.4	9.900	107	3.7	12.333	52	3.3	11.500	83	68.399
				8.200	-0.100	7.733	0.000	8.133	0.000	7.800	-0.300	8.633	0.000	8.200	0.000							
69	180	GRIKINIS Nedas	LTU	4.1	10.533	108	3.1	9.966	100	4.0	11.066	101	3.2	12.233	93	3.8	12.600	39	3.9	11.966	65	68.364
				6.733	-0.300	6.866	0.000	7.066	0.000	9.033	0.000	8.800	0.000	8.066	0.000							
70	114	VAN KAMPEN Fynn	BEL	4.4	12.466	67	3.2	9.366	104	4.1	12.200	64	4.0	13.066	57	3.5	9.500	104	3.7	11.633	80	68.231
				8.066	0.000	6.166	0.000	8.100	0.000	9.066	0.000	6.000	0.000	7.933	0.000							

All-Around Results

Rank	BIB	Name	NAT																			Total			
				D	Total	Rk.	D	Total	Rk.	D	Total	Rk.	D	Total	Rk.	D	Total	Rk.	D	Total	Rk.				
				E	Pen.		E	Pen.		E	Pen.		E	Pen.		E	Pen.		E	Pen.					
71	111	HASANOV Anar	AZE	4.6	11.666	99	3.3	11.000	81	4.0	11.866	88	4.0	12.633	86	4.1	10.966	100	3.8	9.633	104				67.764
				7.066	0.000	7.700	0.000	7.866	0.000	8.733	-0.100	6.866	0.000	5.833	0.000										
72	188	PALERMO Joy	LUX	3.8	12.366	74	2.9	10.466	94	2.4	10.466	104	3.2	11.866	105	3.0	11.800	85	2.1	10.800	98				67.764
				8.566	0.000	7.566	0.000	8.066	0.000	8.666	0.000	8.800	0.000	8.700	0.000										
73	168	RAGNARSSON Lukas Ari	ISL	3.8	11.300	104	2.7	10.000	99	3.1	11.000	102	3.2	11.900	104	2.5	11.300	99	2.2	10.866	97				66.366
				7.500	0.000	7.300	0.000	7.900	0.000	9.000	-0.300	8.800	0.000	8.666	0.000										
74	110	DAMIROV Ramin	AZE	4.3	12.400	70	1.7	5.533	107	4.1	12.100	71	5.2	13.633	40	3.8	11.466	95	3.7	11.233	91				66.365
				8.100	0.000	6.833	-3.000	8.000	0.000	8.433	0.000	7.666	0.000	7.533	0.000										

LEGEND



Horizontal bar



Parallel bars



Vault



Rings



Pommel horse



Floor exercise

E Execution

D Difficulty

Rk. Ranking

Pen. Penalty

Results By Apparatus



Rank	Bib	Name	NAT	E	D	Penalty	Total	
1	162	MOLNAR Botond	HUN	8.866	5.0		13.866	Q
2	153	KOVALENKO Maxim	GER	8.800	4.8		13.600	Q
3	145	CROUCH Danny	GBR	8.566	5.0		13.566	Q
4	154	MOUSICHIDIS Daniel	GER	8.400	5.1		13.500	Q
5	143	MANSARD Anthony	FRA	8.566	4.9		13.466	Q
5	147	STANLEY Jack	GBR	8.566	4.9		13.466	Q
7	190	ABAIIDI Amine	NED	8.900	4.5		13.400	Q
8	175	BRUGNAMI Tommaso	ITA	8.600	4.8		13.400	Q
9	105	VETTER Gino	AUT	8.766	4.6		13.366	R1
10	144	DIEZ Nicolas	FRA	8.333	5.0		13.333	R2
10	230	STELMAKH Radomyr	UKR	8.333	5.0		13.333	R2
12	213	IMHOF Jan	SUI	8.500	4.8		13.300	
13	156	EDER Timo	GER	8.466	4.8		13.266	
14	225	KILICER Mert Efe	TUR	8.633	4.6		13.233	
14	179	ZULIANI Jacopo	ITA	8.633	4.6		13.233	
16	133	BAIGORRI Unai	ESP	8.533	4.8	-0.10	13.233	
17	176	OPPIZZIO Davide	ITA	8.466	4.7		13.166	
18	163	ZAVORY Szilard	HUN	8.266	4.9		13.166	
19	194	SPONEVIK Sebastian	NOR	8.333	4.8		13.133	
20	115	TOURNICOURT Victor	BEL	8.233	5.0	-0.10	13.133	
21	106	BICKEL David	AUT	8.233	4.9		13.133	
21	209	HRIBAR Anze	SLO	8.233	4.9		13.133	
23	152	NISSINEN Jukka Ole	GER	8.800	4.3		13.100	
24	196	KVAMSOEE Jakob	NOR	8.600	4.5		13.100	
24	148	WARD Reuben	GBR	8.600	4.5		13.100	
26	214	GIUBELLINI Matteo	SUI	8.500	4.6		13.100	

Results By Apparatus



Rank	Bib	Name	NAT	E	D	Penalty	Total
27	182	KOROBKOV Daniil	LTU	8.200	4.9		13.100
28	229	AVCI Alperen Ege	TUR	8.566	4.5		13.066
29	178	VILLA Riccardo	ITA	8.366	4.8	-0.10	13.066
30	146	BANKS Oakley	GBR	8.266	4.8		13.066
30	164	JUHASZ Balazs	HUN	8.266	4.8		13.066
30	138	REIMAN Joonas	FIN	8.266	4.8		13.066
33	117	ZLATANOV Bozhidar	BUL	8.166	4.9		13.066
34	189	FAVERUS Elijah	NED	8.833	4.2		13.033
35	118	TRIFONOV Daniel	BUL	8.200	4.8		13.000
36	142	BRECHE Axel	FRA	8.233	4.7		12.933
37	123	BARTOLEC Teo	CRO	8.300	4.7	-0.10	12.900
38	140	CAVALLARO Romain	FRA	8.166	4.7		12.866
39	192	ENSER Aaron	NED	8.433	4.4		12.833
40	223	LEWANDOWSKI Oliver	SWE	8.700	4.1		12.800
41	167	HOOTON Niall	IRL	8.300	4.5		12.800
42	127	GAGAMOV Jack	CZE	8.666	4.1		12.766
43	216	BRAND Mario Sebastian	SUI	8.266	4.5		12.766
44	131	GIRALDEZ Alvaro	ESP	8.433	4.5	-0.20	12.733
45	130	CARRION CARO Daniel	ESP	8.133	4.8	-0.20	12.733
46	224	SOEDERQVIST Jacob	SWE	8.400	4.3		12.700
47	228	DOGAN Altan	TUR	8.366	4.3		12.666
47	195	STEINSVIK-NILSEN Petter	NOR	8.366	4.3		12.666
49	206	BORCA Flavius	ROU	7.966	4.8	-0.10	12.666
50	157	TSOULOS Nikolaos	GRE	8.333	4.3		12.633
51	122	NUSAK Vito	CRO	8.233	4.4		12.633
52	101	KHACHATRYAN Mamikon	ARM	9.000	3.9	-0.30	12.600

Results By Apparatus



Rank	Bib	Name	NAT	E	D	Penalty	Total
53	104	SCHWAIGER Alfred	AUT	8.600	4.0		12.600
54	165	MENTOVAI Istvan	HUN	8.300	4.3		12.600
55	102	MANUKYAN Hamlet	ARM	8.866	4.0	-0.30	12.566
56	100	BAGHDASARYAN Erik	ARM	8.866	3.7		12.566
57	217	RIVA Mirco	SUI	8.466	4.1		12.566
58	129	POSPISIL Martin	CZE	8.333	4.2		12.533
59	227	HAMARAT Volkan Arda	TUR	8.800	3.7		12.500
59	222	IL-SUNG MELANDER Luis	SWE	8.800	3.7		12.500
61	187	FOLEY Ronan	LUX	8.300	4.2		12.500
61	135	HARJU Aaro	FIN	8.300	4.2		12.500
61	197	IFEANYI Joshua	NOR	8.300	4.2		12.500
64	231	PRUDKO Dmytro	UKR	8.000	4.5		12.500
65	120	DOBREV Zdravko	BUL	7.900	4.6		12.500
66	109	ALIZADA Aydin	AZE	8.066	4.5	-0.10	12.466
67	114	VAN KAMPEN Fynn	BEL	8.066	4.4		12.466
68	125	BAGO Daniel	CZE	7.566	4.9		12.466
69	172	SNIR Ron	ISR	8.600	3.8		12.400
70	193	BOTTSE Reduan	NED	8.100	4.3		12.400
70	110	DAMIROV Ramin	AZE	8.100	4.3		12.400
70	234	RUDYI Ivan	UKR	8.100	4.3		12.400
73	137	PIETARINEN Marcus	FIN	7.800	4.6		12.400
74	188	PALERMO Joy	LUX	8.566	3.8		12.366
75	203	PUICEA David	ROU	8.166	4.5	-0.30	12.366
76	126	DURAK Miroslav	CZE	8.166	4.2		12.366
77	132	RUIZ Pablo	ESP	7.666	5.0	-0.30	12.366
78	113	BAUDUIN Cyril	BEL	8.033	4.6	-0.30	12.333

Results By Apparatus



Rank	Bib	Name	NAT	E	D	Penalty	Total
79	219	VIDRICKO Peter	SVK	8.266	4.0		12.266
80	204	MARCU Norbert	ROU	7.666	4.6		12.266
81	121	DELIBALTOV Ruslan	BUL	7.533	4.7		12.233
82	169	STEFANSSON Sigurdur Ari	ISL	8.200	4.0		12.200
83	232	YUZYFYSHYN Yulian	UKR	7.500	4.7		12.200
84	210	PODOBNIK Jure	SLO	8.533	3.6		12.133
85	199	LECHAUD Luis	POR	8.033	4.1		12.133
86	183	MURENAS Martynas	LTU	8.200	4.0	-0.10	12.100
87	116	VANDEBERG Giel	BEL	7.866	4.2		12.066
88	221	ANTTI Olof	SWE	8.233	3.8		12.033
89	205	TARCA Nicholas	ROU	7.333	4.8	-0.10	12.033
90	218	KASALA Oliver	SVK	8.300	3.7		12.000
91	161	EMINIDIS Serafeim	GRE	8.000	4.0		12.000
92	208	BUCKLEY Kevin George	SLO	8.366	3.6		11.966
93	185	BRANDENBURGER Quentin	LUX	7.433	4.5		11.933
94	108	AHMADZADA Rasul	AZE	6.900	5.0		11.900
95	186	KAYSER Mathis	LUX	7.766	4.2	-0.10	11.866
96	201	VIEGAS Hugo	POR	7.533	4.3		11.833
97	136	KARPPINEN Iiro	FIN	8.100	4.0	-0.30	11.800
98	103	IVKIC Nikolas	AUT	7.233	4.6	-0.10	11.733
99	111	HASANOV Anar	AZE	7.066	4.6		11.666
100	173	ORTAL Ron	ISR	7.733	3.9		11.633
101	171	DOTSENKO Dmytro	ISR	7.566	4.0		11.566
102	181	IMBRASAS Matas	LTU	8.166	3.6	-0.30	11.466
103	211	RAKOVIC Gregor	SLO	7.133	4.2		11.333
104	168	RAGNARSSON Lukas Ari	ISL	7.500	3.8		11.300

Results By Apparatus



Rank	Bib	Name	NAT	E	D	Penalty	Total
105	159	PAPOUTSIS Dimitrios	GRE	7.200	4.4	-0.40	11.200
106	170	IOSCOVICH Eliran	ISR	6.466	4.6		11.066
107	160	MELIKSETIAN Angelos Artases	GRE	6.933	4.3	-0.30	10.933
108	180	GRIKINIS Nedas	LTU	6.733	4.1	-0.30	10.533
109	151	KASRADZE Gega	GEO	6.200	4.3	-0.10	10.400

NOTE The 8 highest ranked participants in the qualifying competition per apparatus will qualify for the apparatus finals. A maximum number of 2 participant(s) per National Federation are allowed in these finals. 3 reserve participant(s) will be nominated for each final. Exclamation sign (!) at Difficulty score informs that score was under inquiry.

LEGEND



Floor exercise

D Difficulty

E Execution

Results By Apparatus



Rank	Bib	Name	NAT	E	D	Penalty	Total	
1	150	DOLIDZE Dachi	GEO	8.700	5.1		13.800	Q
2	102	MANUKYAN Hamlet	ARM	8.600	5.2		13.800	Q
3	101	KHACHATRYAN Mamikon	ARM	8.766	4.9		13.666	Q
4	148	WARD Reuben	GBR	8.666	4.8		13.466	Q
5	230	STELMAKH Radomyr	UKR	8.266	5.1		13.366	Q
6	104	SCHWAIGER Alfred	AUT	8.466	4.8		13.266	Q
7	155	EDER Jonas	GER	8.566	4.6		13.166	Q
8	178	VILLA Riccardo	ITA	8.066	5.0		13.066	Q
9	179	ZULIANI Jacopo	ITA	8.266	4.7		12.966	R1
10	171	DOTSENKO Dmytro	ISR	8.733	4.2		12.933	R2
11	214	GIUBELLINI Matteo	SUI	8.233	4.7		12.933	R3
12	130	CARRION CARO Daniel	ESP	8.500	4.4		12.900	
13	145	CROUCH Danny	GBR	8.400	4.5		12.900	
14	233	DYSHUK Igor	UKR	7.700	5.2		12.900	
15	137	PIETARINEN Marcus	FIN	8.500	4.3		12.800	
16	170	IOSCOVICH Eliran	ISR	8.433	4.3		12.733	
17	142	BRECHE Axel	FRA	8.233	4.5		12.733	
18	181	IMBRASAS Matas	LTU	8.133	4.6		12.733	
19	162	MOLNAR Botond	HUN	8.300	4.4		12.700	
20	205	TARCA Nicholas	ROU	7.466	5.2		12.666	
21	103	IVKIC Nikolas	AUT	8.633	4.0		12.633	
22	133	BAIGORRI Unai	ESP	8.800	3.8		12.600	
23	177	VAZZOLA Diego	ITA	8.500	4.1		12.600	
24	215	SCHMITT Kilian	SUI	8.000	4.6		12.600	
25	140	CAVALLARO Romain	FRA	8.566	4.0		12.566	
26	175	BRUGNAMI Tommaso	ITA	8.333	4.2		12.533	

Results By Apparatus



Rank	Bib	Name	NAT	E	D	Penalty	Total
27	127	GAGAMOV Jack	CZE	8.133	4.4		12.533
28	225	KILICER Mert Efe	TUR	7.866	4.6		12.466
29	217	RIVA Mirco	SUI	8.133	4.3		12.433
30	211	RAKOVIC Gregor	SLO	8.700	3.7		12.400
31	222	IL-SUNG MELANDER Luis	SWE	8.300	! 4.1		12.400
31	132	RUIZ Pablo	ESP	8.300	4.1		12.400
33	108	AHMADZADA Rasul	AZE	7.433	4.9		12.333
34	105	VETTER Gino	AUT	8.266	4.0		12.266
35	156	EDER Timo	GER	7.633	4.6		12.233
36	124	KENDEL Marko	CRO	8.200	4.0		12.200
37	226	TUAKLI Liu Carlo Mandela	TUR	8.000	4.2		12.200
38	231	PRUDKO Dmytro	UKR	7.900	4.3		12.200
39	119	IVANOV David	BUL	7.600	4.6		12.200
40	116	VANDEBERG Giel	BEL	8.066	4.1		12.166
40	163	ZAVORY Szilard	HUN	8.066	4.1		12.166
42	115	TOURNICOURT Victor	BEL	7.866	4.3		12.166
43	234	RUDYI Ivan	UKR	7.733	4.4		12.133
44	135	HARJU Aaro	FIN	8.300	3.8		12.100
45	112	SCHEPERS Kyano	BEL	8.466	3.6		12.066
46	100	BAGHDASARYAN Erik	ARM	8.133	3.9		12.033
47	141	SAINTE-ROSE Lorenzo	FRA	7.433	4.6		12.033
48	213	IMHOF Jan	SUI	8.200	3.8		12.000
49	203	PUICEA David	ROU	7.800	4.2		12.000
50	157	TSOULOS Nikolaos	GRE	7.700	4.3		12.000
51	121	DELIBALTOV Ruslan	BUL	7.666	4.3		11.966
51	161	EMINIDIS Serafeim	GRE	7.666	4.3		11.966

Results By Apparatus



Rank	Bib	Name	NAT	E	D	Penalty	Total
53	128	KAPLAN Daniel David	CZE	8.366	3.5		11.866
54	185	BRANDENBURGER Quentin	LUX	7.966	3.9		11.866
55	208	BUCKLEY Kevin George	SLO	7.566	4.3		11.866
55	152	NISSINEN Jukka Ole	GER	7.566	4.3		11.866
57	106	BICKEL David	AUT	7.900	3.9		11.800
58	149	LANGTON Gabriel	GBR	8.733	! 3.0		11.733
59	224	SOEDERQVIST Jacob	SWE	7.833	3.9		11.733
60	164	JUHASZ Balazs	HUN	8.000	3.7		11.700
61	125	BAGO Daniel	CZE	7.800	3.9		11.700
62	117	ZLATANOV Bozhidar	BUL	7.466	4.2		11.666
63	109	ALIZADA Aydin	AZE	7.733	3.9		11.633
63	183	MURENAS Martynas	LTU	7.733	3.9		11.633
65	190	ABAIID Amine	NED	7.433	4.2		11.633
66	223	LEWANDOWSKI Oliver	SWE	8.100	3.5		11.600
67	120	DOBREV Zdravko	BUL	8.000	3.6		11.600
67	191	HASSON Daniel	NED	8.000	! 3.6		11.600
69	166	ZAMBORI Zala Samu	HUN	8.166	3.4		11.566
70	192	ENSER Aaron	NED	7.933	3.6		11.533
71	126	DURAK Miroslav	CZE	7.633	3.9		11.533
72	189	FAVERUS Elijah	NED	7.233	4.3		11.533
73	206	BORCA Flavius	ROU	8.300	3.2		11.500
74	227	HAMARAT Volkan Arda	TUR	7.866	3.6		11.466
75	167	HOOTON Niall	IRL	7.166	4.3		11.466
76	138	REIMAN Joonas	FIN	7.533	3.9		11.433
77	146	BANKS Oakley	GBR	7.233	4.2		11.433
78	194	SPONEVIK Sebastian	NOR	6.933	4.5		11.433

Results By Apparatus



Rank	Bib	Name	NAT	E	D	Penalty	Total
79	209	HRIBAR Anze	SLO	8.700	2.7		11.400
80	204	MARCU Norbert	ROU	7.066	4.2		11.266
81	111	HASANOV Anar	AZE	7.700	3.3		11.000
82	172	SNIR Ron	ISR	7.066	3.8		10.866
83	139	VESALA Aleks	FIN	7.800	3.0		10.800
84	186	KAYSER Mathis	LUX	8.266	2.5		10.766
85	220	ALTARAC Viggo	SWE	7.133	3.6		10.733
86	199	LECHAUD Luis	POR	6.900	3.8		10.700
87	218	KASALA Oliver	SVK	6.700	4.0		10.700
88	195	STEINSVIK-NILSEN Petter	NOR	6.866	3.8		10.666
89	212	STROS Tin	SLO	8.333	2.6	-0.30	10.633
90	159	PAPOUTSIS Dimitrios	GRE	7.833	2.8		10.633
91	187	FOLEY Ronan	LUX	7.633	2.9		10.533
92	173	ORTAL Ron	ISR	7.600	2.9		10.500
93	219	VIDRICKO Peter	SVK	7.200	3.3		10.500
94	188	PALERMO Joy	LUX	7.566	2.9		10.466
95	169	STEFANSSON Sigurdur Ari	ISL	7.000	3.3		10.300
96	198	SOENSTENG William	NOR	7.500	2.7		10.200
97	228	DOGAN Altan	TUR	6.600	3.5		10.100
98	154	MOUSICHIDIS Daniel	GER	6.033	4.0		10.033
99	168	RAGNARSSON Lukas Ari	ISL	7.300	2.7		10.000
100	180	GRIKINIS Nedas	LTU	6.866	3.1		9.966
101	201	VIEGAS Hugo	POR	7.200	2.6		9.800
102	197	IFEANYI Joshua	NOR	7.000	2.8		9.800
103	131	GIRALDEZ Alvaro	ESP	7.066	2.7		9.766
104	114	VAN KAMPEN Fynn	BEL	6.166	3.2		9.366

Results By Apparatus



Rank	Bib	Name	NAT	E	D	Penalty	Total
105	143	MANSARD Anthony	FRA	6.133	2.8		8.933
106	158	TRITSINIOTIS Grigorios	GRE	5.466	3.4		8.866
107	110	DAMIROV Ramin	AZE	6.833	1.7	-3.00	5.533
	184	PADEGIMAS Kristijonas	LTU	0.000			DNS

NOTE The 8 highest ranked participants in the qualifying competition per apparatus will qualify for the apparatus finals. A maximum number of 2 participant(s) per National Federation are allowed in these finals. 3 reserve participant(s) will be nominated for each final. Exclamation sign (!) at Difficulty score informs that score was under inquiry.

LEGEND



Pommel horse

D Difficulty

E Execution

Results By Apparatus



Rank	Bib	Name	NAT	E	D	Penalty	Total	
1	222	IL-SUNG MELANDER Luis	SWE	8.600	5.0		13.600	Q
2	162	MOLNAR Botond	HUN	8.933	4.4		13.333	Q
3	152	NISSINEN Jukka Ole	GER	9.066	4.2		13.266	Q
4	178	VILLA Riccardo	ITA	8.933	4.3		13.233	Q
5	102	MANUKYAN Hamlet	ARM	8.833	4.4		13.233	Q
6	163	ZAVORY Szilard	HUN	8.700	4.5		13.200	Q
7	227	HAMARAT Volkan Arda	TUR	9.033	4.1		13.133	Q
8	100	BAGHDASARYAN Erik	ARM	8.966	4.1		13.066	Q
9	231	PRUDKO Dmytro	UKR	8.833	4.2		13.033	R1
10	175	BRUGNAMI Tommaso	ITA	8.900	4.1		13.000	R2
10	176	OPPIZZIO Davide	ITA	8.900	4.1		13.000	
12	147	STANLEY Jack	GBR	8.700	4.3		13.000	R3
13	171	DOTSENKO Dmytro	ISR	8.766	4.2		12.966	
14	230	STELMAKH Radomyr	UKR	8.666	4.3		12.966	
14	117	ZLATANOV Bozhidar	BUL	8.666	4.3		12.966	
16	142	BRECHE Axel	FRA	8.733	4.2		12.933	
17	153	KOVALENKO Maxim	GER	9.000	3.9		12.900	
18	130	CARRION CARO Daniel	ESP	8.700	4.2		12.900	
19	234	RUDYI Ivan	UKR	8.766	4.1		12.866	
20	143	MANSARD Anthony	FRA	8.666	4.2		12.866	
21	213	IMHOF Jan	SUI	8.566	4.3		12.866	
22	113	BAUDUIN Cyril	BEL	8.733	4.1		12.833	
22	135	HARJU Aaro	FIN	8.733	4.1		12.833	
22	137	PIETARINEN Marcus	FIN	8.733	4.1		12.833	
25	214	GIUBELLINI Matteo	SUI	8.633	4.2		12.833	
26	103	IVKIC Nikolas	AUT	8.800	4.0		12.800	

Results By Apparatus



Rank	Bib	Name	NAT	E	D	Penalty	Total
27	191	HASSON Daniel	NED	8.700	4.1		12.800
27	232	YUZYFYSHYN Yulian	UKR	8.700	4.1		12.800
27	179	ZULIANI Jacopo	ITA	8.700	4.1		12.800
30	228	DOGAN Altan	TUR	8.600	4.2		12.800
31	190	ABAI DI Amine	NED	8.733	4.0		12.733
32	144	DIEZ Nicolas	FRA	8.433	4.3		12.733
33	104	SCHWAIGER Alfred	AUT	8.600	4.1		12.700
34	216	BRAND Mario Sebastian	SUI	8.500	4.2		12.700
34	132	RUIZ Pablo	ESP	8.500	4.2		12.700
36	208	BUCKLEY Kevin George	SLO	8.566	4.1		12.666
37	155	EDER Jonas	GER	8.633	4.0		12.633
38	105	VETTER Gino	AUT	8.900	3.7		12.600
39	148	WARD Reuben	GBR	8.700	3.9		12.600
40	166	ZAMBORI Zala Samu	HUN	8.400	4.2		12.600
41	131	GIRALDEZ Alvaro	ESP	8.866	3.7		12.566
42	215	SCHMITT Kilian	SUI	8.566	4.0		12.566
43	121	DELIBALTOV Ruslan	BUL	7.766	4.8		12.566
44	196	KVAMSOEE Jakob	NOR	8.633	3.9		12.533
44	149	LANGTON Gabriel	GBR	8.633	3.9		12.533
46	218	KASALA Oliver	SVK	8.433	4.1		12.533
46	204	MARCU Norbert	ROU	8.433	4.1		12.533
48	106	BICKEL David	AUT	8.333	4.2		12.533
49	189	FAVERUS Elijah	NED	8.500	4.0		12.500
50	185	BRANDENBURGER Quentin	LUX	8.400	4.1		12.500
51	118	TRIFONOV Daniel	BUL	8.300	4.2		12.500
52	209	HRIBAR Anze	SLO	8.333	4.1		12.433

Results By Apparatus



Rank	Bib	Name	NAT	E	D	Penalty	Total
53	194	SPONEVIK Sebastian	NOR	8.233	4.2		12.433
53	116	VANDEBERG Giel	BEL	8.233	4.2		12.433
55	101	KHACHATRYAN Mamikon	ARM	9.000	3.7	-0.30	12.400
56	134	RIFA Oriol	ESP	8.500	3.9		12.400
57	140	CAVALLARO Romain	FRA	8.200	4.2		12.400
58	226	TUAKLI Liu Carlo Mandela	TUR	8.133	4.2		12.333
59	126	DURAK Miroslav	CZE	8.200	4.1		12.300
60	125	BAGO Daniel	CZE	8.266	4.0		12.266
61	170	IOSCOVICH Eliran	ISR	8.166	4.1		12.266
62	201	VIEGAS Hugo	POR	8.333	3.9		12.233
63	164	JUHASZ Balazs	HUN	8.133	4.1		12.233
64	225	KILICER Mert Efe	TUR	8.100	4.1		12.200
64	114	VAN KAMPEN Fynn	BEL	8.100	4.1		12.200
66	224	SOEDERQVIST Jacob	SWE	8.966	3.2		12.166
67	197	IFEANYI Joshua	NOR	8.166	4.0		12.166
67	139	VESALA Aleks	FIN	8.166	4.0		12.166
69	172	SNIR Ron	ISR	8.233	3.9		12.133
70	138	REIMAN Joonas	FIN	7.833	4.3		12.133
71	110	DAMIROV Ramin	AZE	8.000	4.1		12.100
72	109	ALIZADA Aydin	AZE	8.266	3.8		12.066
73	108	AHMADZADA Rasul	AZE	8.066	4.0		12.066
74	220	ALTARAC Viggo	SWE	8.733	3.6	-0.30	12.033
75	127	GAGAMOV Jack	CZE	8.033	4.0		12.033
76	129	POSPISIL Martin	CZE	8.600	3.7	-0.30	12.000
77	154	MOUSICHIDIS Daniel	GER	8.000	4.0		12.000
78	221	ANTTI Olof	SWE	8.366	3.6		11.966

Results By Apparatus



Rank	Bib	Name	NAT	E	D	Penalty	Total
79	161	EMINIDIS Serafeim	GRE	8.166	3.8		11.966
80	159	PAPOUTSIS Dimitrios	GRE	7.866	4.1		11.966
81	167	HOOTON Niall	IRL	8.233	3.7		11.933
81	195	STEINSVIK-NILSEN Petter	NOR	8.233	3.7		11.933
83	145	CROUCH Danny	GBR	8.033	3.9		11.933
83	192	ENSER Aaron	NED	8.033	3.9		11.933
85	212	STROS Tin	SLO	8.000	3.9		11.900
86	120	DOBREV Zdravko	BUL	7.966	3.9		11.866
86	203	PUICEA David	ROU	7.966	3.9		11.866
88	111	HASANOV Anar	AZE	7.866	4.0		11.866
89	182	KOROBKOV Daniil	LTU	8.033	3.8		11.833
90	205	TARCA Nicholas	ROU	8.233	3.5		11.733
91	219	VIDRICKO Peter	SVK	8.400	3.6	-0.30	11.700
92	112	SCHEPERS Kyano	BEL	7.766	3.9		11.666
93	173	ORTAL Ron	ISR	8.000	3.6		11.600
94	207	TITI Andrei	ROU	8.266	3.4	-0.30	11.366
95	158	TRITSINIOTIS Grigorios	GRE	7.966	3.4		11.366
96	187	FOLEY Ronan	LUX	8.633	2.7		11.333
97	181	IMBRASAS Matas	LTU	8.200	3.1		11.300
98	211	RAKOVIC Gregor	SLO	7.900	3.3		11.200
99	199	LECHAUD Luis	POR	7.800	3.4		11.200
100	186	KAYSER Mathis	LUX	8.366	3.0	-0.30	11.066
101	180	GRIKINIS Nedas	LTU	7.066	4.0		11.066
102	168	RAGNARSSON Lukas Ari	ISL	7.900	3.1		11.000
103	183	MURENAS Martynas	LTU	8.133	2.8		10.933
104	188	PALERMO Joy	LUX	8.066	2.4		10.466

Results By Apparatus



Rank	Bib	Name	NAT	E	D	Penalty	Total
105	169	STEFANSSON Sigurdur Ari	ISL	8.000	2.6	-0.30	10.300

NOTE The 8 highest ranked participants in the qualifying competition per apparatus will qualify for the apparatus finals. A maximum number of 2 participant(s) per National Federation are allowed in these finals. 3 reserve participant(s) will be nominated for each final.

LEGEND

 Rings **D** Difficulty **E** Execution

Results By Apparatus

V

Rank	Bib	Name	NAT	Vault	E	D	Penalty	Vault Score	Total	
1	138	REIMAN Joonas	FIN	1	9.066	5.6		14.666	14.483	Q
				2	9.100	5.2	14.300			
2	194	SPONEVIK Sebastian	NOR	1	9.000	5.2	-0.10	14.100	14.150	Q
				2	9.000	5.2	14.200			
3	133	BAIGORRI Unai	ESP	1	9.233	5.2		14.433	14.133	Q
				2	9.033	4.8	13.833			
4	144	DIEZ Nicolas	FRA	1	9.000	5.2		14.200	14.133	Q
				2	9.266	4.8	14.066			
5	162	MOLNAR Botond	HUN	1	9.133	5.2		14.333	14.066	Q
				2	9.000	4.8	13.800			
6	175	BRUGNAMI Tommaso	ITA	1	9.400	4.8		14.200	14.033	Q
				2	9.066	4.8	13.866			
7	117	ZLATANOV Bozhidar	BUL	1	9.000	5.2		14.200	14.033	Q
				2	9.066	4.8	13.866			
8	147	STANLEY Jack	GBR	1	9.133	4.8		13.933	13.833	Q
				2	8.933	4.8	13.733			
9	163	ZAVORY Szilard	HUN	1	8.800	5.2	-0.10	13.900	13.816	R1
				2	9.033	4.8	-0.10	13.733		
10	229	AVCI Alperen Ege	TUR	1	9.466	4.8		14.266	13.766	R2
				2	9.266	4.0	13.266			
11	118	TRIFONOV Daniel	BUL	1	9.066	4.8		13.866	13.716	R3
				2	8.866	4.8	-0.10	13.566		
12	103	IVKIC Nikolas	AUT	1	9.200	4.8		14.000	13.650	
				2	9.300	4.0	13.300			

Results By Apparatus

V

Rank	Bib	Name	NAT	Vault	E	D	Penalty	Vault Score	Total
13	214	GIUBELLINI Matteo	SUI	1	9.133	4.8	-0.10	13.833	13.649
				2	9.466	4.0		13.466	
14	165	MENTOVAI Istvan	HUN	1	9.300	4.8		14.100	13.633
				2	9.266	4.0	-0.10	13.166	
15	148	WARD Reuben	GBR	1	9.100	5.2		14.300	13.616
				2	8.933	4.0		12.933	
16	110	DAMIROV Ramin	AZE	1	8.433	5.2		13.633	13.566
				2	9.100	4.4		13.500	
17	130	CARRION CARO Daniel	ESP	1	9.166	5.2		14.366	13.533
				2	7.800	5.2	-0.30	12.700	
18	216	BRAND Mario Sebastian	SUI	1	9.233	4.8		14.033	13.533
				2	9.033	4.0		13.033	
19	153	KOVALENKO Maxim	GER	1	8.900	4.8		13.700	13.533
				2	8.866	4.8	-0.30	13.366	
20	192	ENSER Aaron	NED	1	9.166	4.8		13.966	13.483
				2	9.000	4.0		13.000	
21	225	KILICER Mert Efe	TUR	1	9.200	4.4		13.600	13.450
				2	9.300	4.0		13.300	
22	170	IOSCOVICH Eliran	ISR	1	9.133	4.4		13.533	13.449
				2	9.366	4.0		13.366	
23	125	BAGO Daniel	CZE	1	9.066	4.8		13.866	13.433
				2	9.100	4.0	-0.10	13.000	
24	109	ALIZADA Aydin	AZE	1	7.800	5.2	-0.10	12.900	13.416
				2	9.133	4.8		13.933	

Results By Apparatus

V

Rank	Bib	Name	NAT	Vault	E	D	Penalty	Vault Score	Total
25	132	RUIZ Pablo	ESP	1	9.100	4.8		13.900	13.416
				2	7.833	5.2	-0.10	12.933	
26	196	KVAMSOEE Jakob	NOR	1	8.933	4.8		13.733	13.416
				2	9.100	4.0		13.100	
27	213	IMHOF Jan	SUI	1	9.000	4.8	-0.10	13.700	13.366
				2	9.133	4.0	-0.10	13.033	
28	113	BAUDUIN Cyril	BEL	1	9.000	4.8	-0.30	13.500	13.100
				2	9.000	4.0	-0.30	12.700	
29	190	ABAIDI Amine	NED	1	7.733	5.2		12.933	13.033
				2	9.133	4.0		13.133	
30	186	KAYSER Mathis	LUX	1	7.800	4.8	-0.40	12.200	12.616
				2	9.033	4.0		13.033	
31	136	KARPPINEN Iiro	FIN	1	8.433	4.0	-0.30	12.133	12.549
				2	8.666	4.4	-0.10	12.966	
32	169	STEFANSSON Sigurdur Ari	ISL	1	8.900	4.0		12.900	12.533
				2	8.966	3.2		12.166	
33	151	KASRADZE Gega	GEO	1	9.066	4.0		13.066	12.483
				2	9.100	2.8		11.900	
34	168	RAGNARSSON Lukas Ari	ISL	1	9.000	3.2	-0.30	11.900	11.966
				2	9.233	2.8		12.033	
35	180	GRIKINIS Nedas	LTU	1	9.033	3.2		12.233	11.799
				2	8.966	2.4		11.366	
36	183	MURENAS Martynas	LTU	1	7.800	2.4	-0.30	9.900	9.983
				2	7.666	2.4		10.066	

Results By Apparatus



Rank	Bib	Name	NAT	E	D	Penalty	Total	
1	155	EDER Jonas	GER	9.066	4.5		13.566	Q
2	171	DOTSENKO Dmytro	ISR	9.000	4.5		13.500	Q
2	143	MANSARD Anthony	FRA	9.000	4.5		13.500	Q
4	149	LANGTON Gabriel	GBR	8.966	4.5		13.466	Q
5	228	DOGAN Altan	TUR	8.733	4.7		13.433	Q
6	130	CARRION CARO Daniel	ESP	8.900	4.5		13.400	Q
7	118	TRIFONOV Daniel	BUL	8.700	4.7		13.400	Q
8	100	BAGHDASARYAN Erik	ARM	8.966	4.4		13.366	Q
9	162	MOLNAR Botond	HUN	8.666	4.7		13.366	R1
10	117	ZLATANOV Bozhidar	BUL	8.466	4.8		13.266	R2
11	177	VAZZOLA Diego	ITA	8.900	4.3		13.200	R3
12	227	HAMARAT Volkan Arda	TUR	8.966	4.2		13.166	
13	194	SPONEVIK Sebastian	NOR	9.133	4.0		13.133	
14	140	CAVALLARO Romain	FRA	8.833	4.3		13.133	
15	121	DELIBALTOV Ruslan	BUL	8.633	4.5		13.133	
16	215	SCHMITT Kilian	SUI	8.700	4.4		13.100	
17	213	IMHOF Jan	SUI	8.600	4.5		13.100	
18	190	ABAIDI Amine	NED	8.966	4.1		13.066	
19	154	MOUSICHIDIS Daniel	GER	8.666	4.4		13.066	
20	141	SAINTE-ROSE Lorenzo	FRA	8.733	4.3		13.033	
21	146	BANKS Oakley	GBR	9.000	4.0		13.000	
22	234	RUDYI Ivan	UKR	8.900	4.1		13.000	
23	102	MANUKYAN Hamlet	ARM	8.700	4.3		13.000	
24	214	GIUBELLINI Matteo	SUI	8.400	4.6		13.000	
25	231	PRUDKO Dmytro	UKR	8.000	5.0		13.000	
26	138	REIMAN Joonas	FIN	8.366	4.6		12.966	

Results By Apparatus



Rank	Bib	Name	NAT	E	D	Penalty	Total
27	176	OPPIZZIO Davide	ITA	8.333	4.6		12.933
28	222	IL-SUNG MELANDER Luis	SWE	8.133	4.8		12.933
29	218	KASALA Oliver	SVK	8.400	4.5		12.900
30	135	HARJU Aaro	FIN	8.800	4.0		12.800
31	193	BOTTSE Reduan	NED	8.600	4.2		12.800
31	148	WARD Reuben	GBR	8.600	4.2		12.800
33	225	KILICER Mert Efe	TUR	8.300	4.5		12.800
34	104	SCHWAIGER Alfred	AUT	8.633	4.1		12.733
35	145	CROUCH Danny	GBR	8.866	3.8		12.666
36	178	VILLA Riccardo	ITA	8.066	4.6		12.666
37	125	BAGO Daniel	CZE	8.733	3.9		12.633
38	216	BRAND Mario Sebastian	SUI	8.633	4.0		12.633
39	180	GRIKINIS Nedas	LTU	8.800	3.8		12.600
40	185	BRANDENBURGER Quentin	LUX	8.100	4.5		12.600
41	233	DYSHUK Igor	UKR	8.466	4.1		12.566
42	175	BRUGNAMI Tommaso	ITA	8.433	4.1		12.533
43	126	DURAK Miroslav	CZE	8.500	4.0		12.500
44	112	SCHEPERS Kyano	BEL	8.166	4.3		12.466
45	116	VANDEBERG Giel	BEL	8.333	4.1		12.433
46	108	AHMADZADA Rasul	AZE	8.133	4.3		12.433
47	197	IFEANYI Joshua	NOR	9.100	3.3		12.400
48	219	VIDRICKO Peter	SVK	8.966	3.4		12.366
49	207	TITI Andrei	ROU	8.666	3.7		12.366
50	199	LECHAUD Luis	POR	9.333	3.0		12.333
51	181	IMBRASAS Matas	LTU	8.833	3.5		12.333
52	183	MURENAS Martynas	LTU	8.633	3.7		12.333

Results By Apparatus



Rank	Bib	Name	NAT	E	D	Penalty	Total
53	203	PUICEA David	ROU	7.833	4.5		12.333
54	106	BICKEL David	AUT	8.800	3.5		12.300
55	226	TUAKLI Liu Carlo Mandela	TUR	8.500	3.8		12.300
56	209	HRIBAR Anze	SLO	8.400	3.9		12.300
57	205	TARCA Nicholas	ROU	8.100	4.2		12.300
58	131	GIRALDEZ Alvaro	ESP	8.766	3.5		12.266
59	189	FAVERUS Elijah	NED	8.466	3.8		12.266
60	230	STELMAKH Radomyr	UKR	7.366	4.9		12.266
61	186	KAYSER Mathis	LUX	9.233	3.0		12.233
62	201	VIEGAS Hugo	POR	9.200	3.0		12.200
63	220	ALTARAC Viggo	SWE	9.000	3.2		12.200
64	221	ANTTI Olof	SWE	8.800	3.4		12.200
65	113	BAUDUIN Cyril	BEL	8.300	3.9		12.200
66	195	STEINSVIK-NILSEN Petter	NOR	8.766	3.4		12.166
67	173	ORTAL Ron	ISR	8.566	3.6		12.166
68	192	ENSER Aaron	NED	8.266	3.9		12.166
69	163	ZAVORY Szilard	HUN	8.533	3.6		12.133
70	152	NISSINEN Jukka Ole	GER	7.533	4.6		12.133
71	187	FOLEY Ronan	LUX	9.000	3.1		12.100
72	224	SOEDERQVIST Jacob	SWE	8.900	3.2		12.100
73	127	GAGAMOV Jack	CZE	8.600	3.5		12.100
74	134	RIFA Oriol	ESP	8.400	3.7		12.100
74	166	ZAMBORI Zala Samu	HUN	8.400	3.7		12.100
76	137	PIETARINEN Marcus	FIN	8.000	4.1		12.100
77	128	KAPLAN Daniel David	CZE	8.633	3.4		12.033
78	169	STEFANSSON Sigurdur Ari	ISL	9.000	3.0		12.000

Results By Apparatus



Rank	Bib	Name	NAT	E	D	Penalty	Total
79	211	RAKOVIC Gregor	SLO	8.966	3.0		11.966
80	103	IVKIC Nikolas	AUT	8.566	3.4		11.966
81	109	ALIZADA Aydin	AZE	8.066	3.9		11.966
81	101	KHACHATRYAN Mamikon	ARM	8.066	3.9		11.966
83	105	VETTER Gino	AUT	7.733	4.2		11.933
84	198	SOENSTENG William	NOR	8.533	3.3		11.833
85	188	PALERMO Joy	LUX	8.800	3.0		11.800
86	204	MARCU Norbert	ROU	8.200	3.6		11.800
87	124	KENDEL Marko	CRO	8.533	3.2		11.733
88	132	RUIZ Pablo	ESP	7.700	4.0		11.700
89	164	JUHASZ Balazs	HUN	7.800	3.8		11.600
90	153	KOVALENKO Maxim	GER	7.133	4.4		11.533
91	210	PODOBNIK Jure	SLO	8.500	3.0		11.500
92	161	EMINIDIS Serafeim	GRE	7.400	4.1		11.500
93	167	HOOTON Niall	IRL	7.300	4.2		11.500
94	120	DOBREV Zdravko	BUL	7.200	4.3		11.500
95	110	DAMIROV Ramin	AZE	7.666	3.8		11.466
96	159	PAPOUTSIS Dimitrios	GRE	7.733	3.7		11.433
97	208	BUCKLEY Kevin George	SLO	7.166	4.2		11.366
98	139	VESALA Aleksj	FIN	7.233	4.1		11.333
99	168	RAGNARSSON Lukas Ari	ISL	8.800	2.5		11.300
100	111	HASANOV Anar	AZE	6.866	4.1		10.966
101	144	DIEZ Nicolas	FRA	7.066	3.8		10.866
102	170	IOSCOVICH Eliran	ISR	6.633	4.1		10.733
103	172	SNIR Ron	ISR	6.300	3.9		10.200
104	114	VAN KAMPEN Fynn	BEL	6.000	3.5		9.500

Results By Apparatus



Rank	Bib	Name	NAT	E	D	Penalty	Total
105	158	TRITSINIOTIS Grigorios	GRE	5.766	3.4		9.166

NOTE The 8 highest ranked participants in the qualifying competition per apparatus will qualify for the apparatus finals. A maximum number of 2 participant(s) per National Federation are allowed in these finals. 3 reserve participant(s) will be nominated for each final. Exclamation sign (!) at Difficulty score informs that score was under inquiry.

LEGEND

 Parallel bars **D** Difficulty **E** Execution

Results By Apparatus



Rank	Bib	Name	NAT	E	D	Penalty	Total	
1	143	MANSARD Anthony	FRA	8.833	4.4		13.233	Q
2	176	OPPIZZIO Davide	ITA	8.900	4.3		13.200	Q
3	171	DOTSENKO Dmytro	ISR	8.700	4.5		13.200	Q
4	154	MOUSICHIDIS Daniel	GER	8.733	4.4		13.133	Q
5	152	NISSINEN Jukka Ole	GER	8.733	4.3		13.033	Q
6	163	ZAVORY Szilard	HUN	8.533	4.5		13.033	Q
7	214	GIUBELLINI Matteo	SUI	8.766	4.2		12.966	Q
8	145	CROUCH Danny	GBR	8.800	4.1		12.900	Q
9	225	KILICER Mert Efe	TUR	8.600	4.3		12.900	R1
10	175	BRUGNAMI Tommaso	ITA	8.666	4.2		12.866	R2
11	140	CAVALLARO Romain	FRA	8.466	4.4		12.866	R3
12	234	RUDYI Ivan	UKR	8.533	4.3		12.833	
12	117	ZLATANOV Bozhidar	BUL	8.533	4.3		12.833	
14	100	BAGHDASARYAN Erik	ARM	8.600	4.2		12.800	
14	213	IMHOF Jan	SUI	8.600	4.2		12.800	
16	170	IOSCOVICH Eliran	ISR	8.466	4.3		12.766	
17	130	CARRION CARO Daniel	ESP	8.433	4.3		12.733	
18	131	GIRALDEZ Alvaro	ESP	8.800	3.9		12.700	
18	148	WARD Reuben	GBR	8.800	3.9		12.700	
20	216	BRAND Mario Sebastian	SUI	8.500	4.2		12.700	
20	178	VILLA Riccardo	ITA	8.500	4.2		12.700	
22	153	KOVALENKO Maxim	GER	8.300	4.4		12.700	
23	144	DIEZ Nicolas	FRA	8.466	4.2		12.666	
24	142	BRECHE Axel	FRA	8.733	3.9		12.633	
25	146	BANKS Oakley	GBR	8.666	3.9		12.566	
26	215	SCHMITT Kilian	SUI	8.266	4.3		12.566	

Results By Apparatus



Rank	Bib	Name	NAT	E	D	Penalty	Total
27	120	DOBREV Zdravko	BUL	8.166	4.4		12.566
28	220	ALTARAC Viggo	SWE	8.733	3.8		12.533
29	164	JUHASZ Balazs	HUN	8.333	4.2		12.533
30	118	TRIFONOV Daniel	BUL	8.133	4.4		12.533
31	203	PUICEA David	ROU	8.600	3.9		12.500
32	126	DURAK Miroslav	CZE	8.666	3.8		12.466
33	233	DYSHUK Igor	UKR	8.566	3.9		12.466
34	194	SPONEVIK Sebastian	NOR	8.466	4.0		12.466
35	230	STELMAKH Radomyr	UKR	7.866	4.6		12.466
36	228	DOGAN Altan	TUR	8.500	3.9		12.400
37	112	SCHEPERS Kyano	BEL	8.200	4.2		12.400
38	231	PRUDKO Dmytro	UKR	8.566	3.8		12.366
39	229	AVCI Alperen Ege	TUR	8.266	4.1		12.366
40	162	MOLNAR Botond	HUN	8.166	4.2		12.366
41	156	EDER Timo	GER	8.066	4.3		12.366
42	222	IL-SUNG MELANDER Luis	SWE	8.733	3.6		12.333
43	105	VETTER Gino	AUT	8.533	3.8		12.333
44	125	BAGO Daniel	CZE	8.433	3.9		12.333
44	104	SCHWAIGER Alfred	AUT	8.433	3.9		12.333
46	108	AHMADZADA Rasul	AZE	8.300	4.0		12.300
47	189	FAVERUS Elijah	NED	8.566	3.7		12.266
47	103	IVKIC Nikolas	AUT	8.566	3.7		12.266
49	218	KASALA Oliver	SVK	8.633	3.6		12.233
50	127	GAGAMOV Jack	CZE	8.433	3.8		12.233
50	165	MENTOVAI Istvan	HUN	8.433	3.8		12.233
50	134	RIFA Oriol	ESP	8.433	3.8		12.233

Results By Apparatus









Rank	Bib	Name	NAT	E	D	Penalty	Total
53	135	HARJU Aaro	FIN	8.133	4.1		12.233
54	190	ABAIID Amine	NED	8.000	4.2		12.200
55	209	HRIBAR Anze	SLO	8.433	3.7		12.133
56	101	KHACHATRYAN Mamikon	ARM	8.700	3.4		12.100
57	224	SOEDERQVIST Jacob	SWE	8.766	3.3		12.066
58	132	RUIZ Pablo	ESP	8.366	3.7		12.066
58	172	SNIR Ron	ISR	8.366	3.7		12.066
60	177	VAZZOLA Diego	ITA	7.666	4.4		12.066
61	192	ENSER Aaron	NED	8.600	3.4		12.000
62	106	BICKEL David	AUT	8.500	3.5		12.000
63	173	ORTAL Ron	ISR	8.166	3.8		11.966
63	138	REIMAN Joonas	FIN	8.166	3.8		11.966
65	180	GRIKINIS Nedas	LTU	8.066	3.9		11.966
66	159	PAPOUTSIS Dimitrios	GRE	8.500	3.4		11.900
66	137	PIETARINEN Marcus	FIN	8.500	3.4		11.900
68	208	BUCKLEY Kevin George	SLO	8.000	3.9		11.900
69	128	KAPLAN Daniel David	CZE	8.433	3.4		11.833
70	161	EMINIDIS Serafeim	GRE	8.400	3.4		11.800
71	221	ANTTI Olof	SWE	8.566	3.2		11.766
72	102	MANUKYAN Hamlet	ARM	8.466	3.3		11.766
73	201	VIEGAS Hugo	POR	7.966	3.8		11.766
74	121	DELIBALTOV Ruslan	BUL	8.400	3.3		11.700
75	158	TRITSINIOTIS Grigorios	GRE	8.366	3.3		11.666
76	191	HASSON Daniel	NED	8.166	3.5		11.666
77	196	KVAMSOEE Jakob	NOR	7.966	3.7		11.666
78	109	ALIZADA Aydin	AZE	7.666	4.0		11.666

Results By Apparatus









Rank	Bib	Name	NAT	E	D	Penalty	Total
78	149	LANGTON Gabriel	GBR	7.666	4.0		11.666
80	114	VAN KAMPEN Fynn	BEL	7.933	3.7		11.633
81	169	STEFANSSON Sigurdur Ari	ISL	8.233	3.3		11.533
82	204	MARCU Norbert	ROU	8.033	3.5		11.533
83	183	MURENAS Martynas	LTU	8.200	3.3		11.500
84	139	VESALA Aleks	FIN	7.066	4.4		11.466
85	187	FOLEY Ronan	LUX	8.033	3.4		11.433
86	181	IMBRASAS Matas	LTU	8.366	3.0		11.366
87	116	VANDEBERG Giel	BEL	7.766	3.6		11.366
88	186	KAYSER Mathis	LUX	8.133	3.2		11.333
89	199	LECHAUD Luis	POR	8.566	2.7		11.266
90	219	VIDRICKO Peter	SVK	8.033	3.2		11.233
91	110	DAMIROV Ramin	AZE	7.533	3.7		11.233
92	197	IFEANYI Joshua	NOR	8.533	2.6		11.133
93	195	STEINSVIK-NILSEN Petter	NOR	8.066	3.0		11.066
94	185	BRANDENBURGER Quentin	LUX	7.466	3.6		11.066
95	207	TITI Andrei	ROU	8.600	2.4		11.000
96	113	BAUDUIN Cyril	BEL	6.600	4.3		10.900
97	168	RAGNARSSON Lukas Ari	ISL	8.666	2.2		10.866
98	188	PALERMO Joy	LUX	8.700	2.1		10.800
99	227	HAMARAT Volkan Arda	TUR	7.066	3.6		10.666
99	205	TARCA Nicholas	ROU	7.066	3.6		10.666
101	210	PODOBNIK Jure	SLO	7.133	3.5		10.633
102	212	STROS Tin	SLO	7.400	3.2		10.600
103	167	HOOTON Niall	IRL	7.166	2.5		9.666
104	111	HASANOV Anar	AZE	5.833	3.8		9.633







Team Results

Rank	Name	NAT							SJ Pen.	Total
			D Total Rk. E Pen.	D Total Rk. E Pen.	D Total Rk. E Pen.	D Total Rk. E Pen.	D Total Rk. E Pen.	D Total Rk. E Pen.		
1	Italy	ITA	39.799	38.632	39.233	42.166	38.799	38.766		237.395
	BRUGNAMI Tommaso		4.8 13.400 8 8.600		4.1 13.000 10 8.900	4.8 14.200 8 9.400		4.2 12.866 10 8.666		53.466
	OPPIZZIO Davide		4.7 13.166 17 8.466		4.1 13.000 10 8.900		4.6 12.933 27 8.333	4.3 13.200 2 8.900		52.299
	VAZZOLA Diego			4.1 12.600 23 8.500			4.3 13.200 11 8.900			25.800
	VILLA Riccardo			5.0 13.066 8 8.066	4.3 13.233 4 8.933	5.2 13.900 24 9.000 0.300	4.6 12.666 36 8.066	4.2 12.700 20 8.500		65.565
	ZULIANI Jacopo		4.6 13.233 14 8.633	4.7 12.966 9 8.266		4.8 14.066 13 9.266				40.265







Team Results

Rank	Name	NAT							SJ Pen.	Total
			D Total Rk. E Pen.	D Total Rk. E Pen.	D Total Rk. E Pen.	D Total Rk. E Pen.	D Total Rk. E Pen.	D Total Rk. E Pen.		
2	France	FRA	39.732	37.332	38.532	42.133	39.666	38.765		236.160
	CAVALLARO Romain			4.0 12.566 25 8.566		4.8 13.933 20 9.133	4.3 13.133 14 8.833	4.4 12.866 11 8.466		52.498
	SAINTE-ROSE Lorenzo			4.6 12.033 47 7.433			4.3 13.033 20 8.733			25.066
	BRECHE Axel		4.7 12.933 36 8.233	4.5 12.733 17 8.233	4.2 12.933 16 8.733					38.599
	MANSARD Anthony		4.9 13.466 5 8.566		4.2 12.866 20 8.666	4.8 14.000 16 9.200	4.5 13.500 2 9.000	4.4 13.233 1 8.833		67.065
	DIEZ Nicolas		5.0 13.333 10 8.333		4.3 12.733 32 8.433	5.2 14.200 9 9.000		4.2 12.666 23 8.466		52.932







Team Results

Rank	Name	NAT							SJ Pen.	Total
			D Total Rk. E Pen.	D Total Rk. E Pen.	D Total Rk. E Pen.	D Total Rk. E Pen.	D Total Rk. E Pen.	D Total Rk. E Pen.		
3	Great Britain	GBR	40.132	38.099	38.133	42.333	39.266	38.166		236.129
	CROUCH Danny		5.0 13.566 3 8.566	4.5 12.900 13 8.400		4.8 14.033 14 9.233		4.1 12.900 8 8.800		53.399
	BANKS Oakley					4.8 14.000 16 9.200	4.0 13.000 21 9.000	3.9 12.566 25 8.666		39.566
	STANLEY Jack		4.9 13.466 5 8.566		4.3 13.000 12 8.700					26.466
	WARD Reuben		4.5 13.100 24 8.600	4.8 13.466 4 8.666	3.9 12.600 39 8.700	5.2 14.300 5 9.100	4.2 12.800 31 8.600	3.9 12.700 18 8.800		78.966
	LANGTON Gabriel			3.0 11.733 58 8.733	3.9 12.533 44 8.633		4.5 13.466 4 8.966			37.732







Team Results

Rank	Name	NAT							SJ Pen.	Total
			D Total Rk. E Pen.	D Total Rk. E Pen.	D Total Rk. E Pen.	D Total Rk. E Pen.	D Total Rk. E Pen.	D Total Rk. E Pen.		
4	Switzerland	SUI	39.166	37.966	38.399	41.566	39.200	38.466		234.763
	IMHOF Jan		4.8 13.300 12 8.500		4.3 12.866 21 8.566	4.8 13.700 35 9.000 0.100	4.5 13.100 17 8.600	4.2 12.800 14 8.600		65.766
	GIUBELLINI Matteo		4.6 13.100 26 8.500	4.7 12.933 11 8.233	4.2 12.833 25 8.633	4.8 13.833 29 9.133 0.100	4.6 13.000 24 8.400	4.2 12.966 7 8.766		78.665
	SCHMITT Kilian			4.6 12.600 24 8.000			4.4 13.100 16 8.700			25.700
	BRAND Mario Sebastian		4.5 12.766 43 8.266		4.2 12.700 34 8.500	4.8 14.033 14 9.233		4.2 12.700 20 8.500		52.199
	RIVA Mirco			4.3 12.433 29 8.133						12.433







Team Results

Rank	Name	NAT							SJ Pen.	Total
			D Total Rk. E Pen.	D Total Rk. E Pen.	D Total Rk. E Pen.	D Total Rk. E Pen.	D Total Rk. E Pen.	D Total Rk. E Pen.		
5	Germany	GER	40.366	37.265	38.799	40.499	38.765	38.866		234.560
	NISSINEN Jukka Ole			4.3 11.866 55 7.566	4.2 13.266 3 9.066		4.6 12.133 70 7.533	4.3 13.033 5 8.733		50.298
	KOVALENKO Maxim		4.8 13.600 2 8.800		3.9 12.900 17 9.000	4.8 13.700 38 8.900		4.4 12.700 22 8.300		52.900
	MOUSICHIDIS Daniel		5.1 13.500 4 8.400				4.4 13.066 19 8.666	4.4 13.133 4 8.733		39.699
	EDER Jonas			4.6 13.166 7 8.566	4.0 12.633 37 8.633	4.8 13.466 47 8.766 0.100	4.5 13.566 1 9.066			52.831
	EDER Timo		4.8 13.266 13 8.466	4.6 12.233 35 7.633		4.8 13.333 48 8.833 0.300				38.832







Team Results

Rank	Name	NAT													SJ Pen.	Total					
			D Total Rk. E Pen.	D Total Rk. E Pen.	D Total Rk. E Pen.	D Total Rk. E Pen.	D Total Rk. E Pen.	D Total Rk. E Pen.	D Total Rk. E Pen.	D Total Rk. E Pen.											
6	Hungary	HUN	40.098		36.566		39.133		42.333		37.599		37.932			233.661					
	MOLNAR Botond		5.0 8.866	13.866 8.300	1	4.4 8.300	12.700 8.933	19	4.4 8.933	13.333 9.133	2	5.2 8.666	14.333 8.666	4	4.7 8.166	13.366 8.166	9	4.2 8.166	12.366 8.166	40	79.964
	ZAVORY Szilard		4.9 8.266	13.166 8.066	18	4.1 8.066	12.166 8.700	40	4.5 8.700	13.200 8.800	6	5.2 8.800	13.900 0.100	25	3.6 8.533	12.133 8.533	69	4.5 8.533	13.033 8.533	6	77.598
	JUHASZ Balazs		4.8 8.266	13.066 8.000	30	3.7 8.000	11.700 8.000	60								4.2 8.333	12.533 8.333	29		37.299	
	MENTOVAI Istvan								4.8 9.300	14.100 9.300	11									14.100	
	ZAMBORI Zala Samu					4.2 8.400	12.600 8.400	40				3.7 8.400	12.100 8.400	74						24.700	







Team Results

Rank	Name	NAT													SJ Pen.	Total	
			D Total Rk. E Pen.		D Total Rk. E Pen.		D Total Rk. E Pen.		D Total Rk. E Pen.		D Total Rk. E Pen.		D Total Rk. E Pen.				
7	Ukraine	UKR	38.233		38.466		38.865		41.032		38.566		37.765			232.927	
	STELMAKH Radomyr		5.0 13.333 10 8.333	5.1 13.366 5 8.266	4.3 12.966 14 8.666	4.8 14.266 6 9.466					4.6 12.466 35 7.866					66.397	
	PRUDKO Dmytro		4.5 12.500 64 8.000	4.3 12.200 38 7.900	4.2 13.033 9 8.833	4.0 12.900 70 8.900	5.0 13.000 25 8.000										63.633
	YUZYFYSHYN Yulian					4.8 13.866 26 9.066											13.866
	DYSHUK Igor			5.2 12.900 14 7.700					4.1 12.566 41 8.466	3.9 12.466 33 8.566							37.932
	RUDYI Ivan		4.3 12.400 70 8.100		4.1 12.866 19 8.766			4.1 13.000 22 8.900	4.3 12.833 12 8.533								51.099







Team Results

Rank	Name	NAT													SJ Pen.	Total
			D Total Rk. E Pen.		D Total Rk. E Pen.		D Total Rk. E Pen.		D Total Rk. E Pen.		D Total Rk. E Pen.		D Total Rk. E Pen.			
8	Spain	ESP	38.699		37.900		38.166		42.699		37.766		37.666			232.896
	CARRION CARO Daniel		4.8 12.733 45 8.133 0.200	4.4 12.900 12 8.500	4.2 12.900 18 8.700	5.2 14.366 3 9.166	4.5 13.400 6 8.900	4.3 12.733 17 8.433								79.032
	GIRALDEZ Alvaro		4.5 12.733 44 8.433 0.200		3.7 12.566 41 8.866		3.5 12.266 58 8.766	3.9 12.700 18 8.800								50.265
	RUIZ Pablo			4.1 12.400 31 8.300	4.2 12.700 34 8.500	4.8 13.900 22 9.100										39.000
	BAIGORRI Unai		4.8 13.233 16 8.533 0.100	3.8 12.600 22 8.800		5.2 14.433 2 9.233										40.266
	RIFA Oriol						3.7 12.100 74 8.400	3.8 12.233 50 8.433								24.333







Team Results

Rank	Name	NAT							SJ Pen.	Total
			D Total Rk. E Pen.	D Total Rk. E Pen.	D Total Rk. E Pen.	D Total Rk. E Pen.	D Total Rk. E Pen.	D Total Rk. E Pen.		
9	Turkey	TUR	38.965	36.132	38.266	40.999	39.399	37.666		231.427
	KILICER Mert Efe		4.6 13.233 14 8.633	4.6 12.466 28 7.866		4.4 13.600 41 9.200	4.5 12.800 33 8.300	4.3 12.900 9 8.600		64.999
	TUAKLI Liu Carlo Mandela			4.2 12.200 37 8.000	4.2 12.333 58 8.133					24.533
	HAMARAT Volkan Arda			3.6 11.466 74 7.866	4.1 13.133 7 9.033	4.0 13.133 55 9.133	4.2 13.166 12 8.966			50.898
	DOGAN Altan		4.3 12.666 47 8.366		4.2 12.800 30 8.600		4.7 13.433 5 8.733	3.9 12.400 36 8.500		51.299
	AVCI Alperen Ege		4.5 13.066 28 8.566			4.8 14.266 6 9.466		4.1 12.366 39 8.266		39.698







Team Results

Rank	Name	NAT							SJ Pen.	Total
			D Total Rk. E Pen.	D Total Rk. E Pen.	D Total Rk. E Pen.	D Total Rk. E Pen.	D Total Rk. E Pen.	D Total Rk. E Pen.		
10	Bulgaria	BUL	38.566	35.832	38.032	41.099	39.799	37.932		231.260
	ZLATANOV Bozhidar		4.9 13.066 33 8.166	4.2 11.666 62 7.466	4.3 12.966 14 8.666	5.2 14.200 9 9.000	4.8 13.266 10 8.466	4.3 12.833 12 8.533		77.997
	TRIFONOV Daniel		4.8 13.000 35 8.200		4.2 12.500 51 8.300	4.8 13.866 26 9.066	4.7 13.400 7 8.700	4.4 12.533 30 8.133		65.299
	IVANOV David			4.6 12.200 39 7.600						12.200
	DOBREV Zdravko		4.6 12.500 65 7.900			4.0 13.033 59 9.033		4.4 12.566 27 8.166		38.099
	DELIBALTOV Ruslan			4.3 11.966 51 7.666	4.8 12.566 43 7.766		4.5 13.133 15 8.633			37.665







Team Results

Rank	Name	NAT													SJ Pen.	Total
			D Total Rk. E Pen.	D Total Rk. E Pen.	D Total Rk. E Pen.	D Total Rk. E Pen.	D Total Rk. E Pen.	D Total Rk. E Pen.	D Total Rk. E Pen.	D Total Rk. E Pen.						
11	Austria	AUT	39.099		38.165		38.100		41.300		36.999		36.932			230.595
	IVKIC Nikolas			4.0 12.633 21 8.633	4.0 12.800 26 8.800	4.8 14.000 16 9.200		3.4 11.966 80 8.566		3.7 12.266 47 8.566						63.665
	SCHWAIGER Alfred		4.0 12.600 53 8.600	4.8 13.266 6 8.466	4.1 12.700 33 8.600		4.1 12.733 34 8.633		3.9 12.333 44 8.433							63.632
	VETTER Gino		4.6 13.366 9 8.766	4.0 12.266 34 8.266	3.7 12.600 38 8.900	4.8 13.600 42 8.900 0.100			3.8 12.333 43 8.533							64.165
	BICKEL David		4.9 13.133 21 8.233			4.8 13.700 35 9.000 0.100	3.5 12.300 54 8.800									39.133







Team Results

Rank	Name	NAT													SJ Pen.	Total
			D Total Rk. E Pen.	D Total Rk. E Pen.	D Total Rk. E Pen.	D Total Rk. E Pen.	D Total Rk. E Pen.	D Total Rk. E Pen.	D Total Rk. E Pen.	D Total Rk. E Pen.						
12	Armenia	ARM	37.732		39.499		38.699		38.599		38.332		36.666			229.527
	BAGHDASARYAN Erik		3.7 8.866	12.566 56	3.9 8.133	12.033 46	4.1 8.966	13.066 8	4.0 9.166	13.166 53	4.4 8.966	13.366 8	4.2 8.600	12.800 14		76.997
	KHACHATRYAN Mamikon		3.9 9.000	12.600 52	4.9 8.766	13.666 3	3.7 9.000	12.400 55	3.2 9.100	12.300 91	3.9 8.066	11.966 81	3.4 8.700	12.100 56		75.032
	MANUKYAN Hamlet		4.0 8.866	12.566 55	5.2 8.600	13.800 2	4.4 8.833	13.233 5	4.0 9.133	13.133 55	4.3 8.700	13.000 23	3.3 8.466	11.766 72		77.498







Team Results

Rank	Name	NAT							SJ Pen.	Total
			D Total Rk. E Pen.	D Total Rk. E Pen.	D Total Rk. E Pen.	D Total Rk. E Pen.	D Total Rk. E Pen.	D Total Rk. E Pen.		
13	Netherlands	NED	39.266	34.766	38.033	40.499	38.132	36.466		227.162
	FAVERUS Elijah		4.2 13.033 34 8.833		4.0 12.500 49 8.500	4.8 13.600 42 8.900 0.100	3.8 12.266 59 8.466	3.7 12.266 47 8.566		63.665
	ABAIIDI Amine		4.5 13.400 7 8.900	4.2 11.633 65 7.433	4.0 12.733 31 8.733	5.2 12.933 69 7.733	4.1 13.066 18 8.966	4.2 12.200 54 8.000		75.965
	HASSON Daniel			3.6 11.600 67 8.000	4.1 12.800 27 8.700					24.400
	ENSER Aaron		4.4 12.833 39 8.433	3.6 11.533 70 7.933		4.8 13.966 19 9.166		3.4 12.000 61 8.600		50.332
	BOTTSE Reduan						4.2 12.800 31 8.600			12.800







Team Results

Rank	Name	NAT													SJ Pen.	Total
			D Total Rk. E Pen.	D Total Rk. E Pen.	D Total Rk. E Pen.	D Total Rk. E Pen.	D Total Rk. E Pen.	D Total Rk. E Pen.	D Total Rk. E Pen.	D Total Rk. E Pen.						
14	Finland	FIN	37.966		36.333		37.832		40.765		37.866		36.099			226.861
	HARJU Aaro		4.2 8.300	12.500 61 8.300	3.8 8.300	12.100 44 8.733	4.1 8.733	12.833 22 8.866	4.0 8.866	12.866 74 8.800	4.0 8.800	12.800 30 8.133	4.1 8.133	12.233 53		75.332
	KARPPINEN Iiro															0.000
	PIETARINEN Marcus		4.6 7.800	12.400 73 8.500	4.3 8.500	12.800 15 8.733	4.1 8.733	12.833 22 9.233	4.0 9.233	13.233 51 8.000	4.1 8.000	12.100 76 8.500	3.4 8.500	11.900 66		75.266
	REIMAN Joonas		4.8 8.266	13.066 30 7.533	3.9 7.533	11.433 76			5.6 9.066	14.666 1 8.366	4.6 8.366	12.966 26 8.166	3.8 8.166	11.966 63		64.097
	VESALA Aleksis						4.0 8.166	12.166 67								12.166







Team Results

Rank	Name	NAT							SJ Pen.	Total
			D Total Rk. E Pen.	D Total Rk. E Pen.	D Total Rk. E Pen.	D Total Rk. E Pen.	D Total Rk. E Pen.	D Total Rk. E Pen.		
15	Sweden	SWE	38.000	35.733	37.799	39.266	37.333	36.932		225.063
	ALTARAC Viggo				3.6 12.033 74 8.733 0.300		3.2 12.200 63 9.000	3.8 12.533 28 8.733		36.766
	ANTTI Olof					4.0 12.966 63 9.066 0.100	3.4 12.200 64 8.800			25.166
	IL-SUNG MELANDER Luis		3.7 12.500 59 8.800	4.1 12.400 31 8.300	5.0 13.600 1 8.600	4.0 13.300 50 9.300	4.8 12.933 28 8.133	3.6 12.333 42 8.733		77.066
	LEWANDOWSKI Oliver		4.1 12.800 40 8.700	3.5 11.600 66 8.100						24.400
	SOEDERQVIST Jacob		4.3 12.700 46 8.400	3.9 11.733 59 7.833	3.2 12.166 66 8.966	4.0 13.000 62 9.000		3.3 12.066 57 8.766		61.665







Team Results

Rank	Name	NAT							SJ Pen.	Total
			D Total Rk. E Pen.	D Total Rk. E Pen.	D Total Rk. E Pen.	D Total Rk. E Pen.	D Total Rk. E Pen.	D Total Rk. E Pen.		
16	Belgium	BEL	37.932	36.398	37.466	40.299	37.099	35.399		224.593
	SCHEPERS Kyano			3.6 12.066 45 8.466			4.3 12.466 44 8.166	4.2 12.400 37 8.200		36.932
	BAUDUIN Cyril		4.6 12.333 78 8.033 0.300		4.1 12.833 22 8.733	4.8 13.500 46 9.000 0.300	3.9 12.200 65 8.300			50.866
	VAN KAMPEN Fynn		4.4 12.466 67 8.066		4.1 12.200 64 8.100	4.0 13.066 57 9.066		3.7 11.633 80 7.933		49.365
	TOURNICOURT Victor		5.0 13.133 20 8.233 0.100	4.3 12.166 42 7.866		4.8 13.733 32 9.033 0.100				39.032
	VANDEBERG Giel			4.1 12.166 40 8.066	4.2 12.433 53 8.233		4.1 12.433 45 8.333	3.6 11.366 87 7.766		48.398







Team Results

Rank	Name	NAT													SJ Pen.	Total
			D Total Rk. E Pen.		D Total Rk. E Pen.		D Total Rk. E Pen.		D Total Rk. E Pen.		D Total Rk. E Pen.		D Total Rk. E Pen.			
17	Czech Republic	CZE	37.765		36.099		36.599		39.798		37.233		37.032			224.526
	BAGO Daniel		4.9 7.566	12.466 68	3.9 7.800	11.700 61	4.0 8.266	12.266 60	4.8 9.066	13.866 26	3.9 8.733	12.633 37	3.9 8.433	12.333 44		75.264
	DURAK Miroslav						4.1 8.200	12.300 59			4.0 8.500	12.500 43	3.8 8.666	12.466 32		37.266
	GAGAMOV Jack		4.1 8.666	12.766 42	4.4 8.133	12.533 27	4.0 8.033	12.033 75			3.5 8.600	12.100 73	3.8 8.433	12.233 50		61.665
	KAPLAN Daniel David				3.5 8.366	11.866 53			4.0 8.966	12.966 64						24.832
	POSPISIL Martin		4.2 8.333	12.533 58					4.0 8.966	12.966 64						25.499







Team Results

Rank	Name	NAT							SJ Pen.	Total
			D Total Rk. E Pen.	D Total Rk. E Pen.	D Total Rk. E Pen.	D Total Rk. E Pen.	D Total Rk. E Pen.	D Total Rk. E Pen.		
18	Israel	ISR	35.599	36.532	37.365	39.366	36.399	38.032		223.293
	IOSCOVICH Eliran			4.3 12.733 16 8.433	4.1 12.266 61 8.166	4.4 13.533 45 9.133	4.1 10.733 102 6.633	4.3 12.766 16 8.466		62.031
	DOTSENKO Dmytro		4.0 11.566 101 7.566	4.2 12.933 10 8.733	4.2 12.966 13 8.766	4.0 13.033 59 9.033	4.5 13.500 2 9.000	4.5 13.200 3 8.700		77.198
	SNIR Ron		3.8 12.400 69 8.600	3.8 10.866 82 7.066	3.9 12.133 69 8.233	4.0 12.800 79 8.800		3.7 12.066 58 8.366		60.265
	ORTAL Ron		3.9 11.633 100 7.733				3.6 12.166 67 8.566			23.799







Team Results

Rank	Name	NAT							SJ Pen.	Total
			D Total Rk. E Pen.	D Total Rk. E Pen.	D Total Rk. E Pen.	D Total Rk. E Pen.	D Total Rk. E Pen.	D Total Rk. E Pen.		
19	Norway	NOR	38.899	32.299	37.132	40.699	37.699	35.265		221.993
	SPONEVIK Sebastian		4.8 13.133 19 8.333	4.5 11.433 78 6.933	4.2 12.433 53 8.233	5.2 14.100 12 9.000 0.100	4.0 13.133 13 9.133	4.0 12.466 34 8.466		76.698
	STEINSVIK-NILSEN Petter		4.3 12.666 47 8.366	3.8 10.666 88 6.866			3.4 12.166 66 8.766			35.498
	KVAMSOEE Jakob		4.5 13.100 24 8.600		3.9 12.533 44 8.633	4.8 13.733 33 8.933		3.7 11.666 77 7.966		51.032
	IFEANYI Joshua				4.0 12.166 67 8.166		3.3 12.400 47 9.100	2.6 11.133 92 8.533		35.699
	SOENSTENG William			2.7 10.200 96 7.500		4.0 12.866 74 8.866				23.066







Team Results

Rank	Name	NAT							SJ Pen.	Total
			D Total Rk. E Pen.	D Total Rk. E Pen.	D Total Rk. E Pen.	D Total Rk. E Pen.	D Total Rk. E Pen.	D Total Rk. E Pen.		
20	Romania	ROU	37.298	36.166	36.132	40.266	36.999	35.033		221.894
	PUICEA David		4.5 12.366 75 8.166 0.300	4.2 12.000 49 7.800	3.9 11.866 86 7.966	4.8 13.333 49 8.633 0.100	4.5 12.333 53 7.833	3.9 12.500 31 8.600		74.398
	MARCU Norbert		4.6 12.266 80 7.666		4.1 12.533 46 8.433			3.5 11.533 82 8.033		36.332
	TARCA Nicholas			5.2 12.666 20 7.466	3.5 11.733 90 8.233	4.8 13.700 38 8.900	4.2 12.300 57 8.100			50.399
	BORCA Flavius		4.8 12.666 49 7.966 0.100	3.2 11.500 73 8.300		4.0 13.233 51 9.233				37.399
	TITI Andrei						3.7 12.366 49 8.666	2.4 11.000 95 8.600		23.366







Team Results

Rank	Name	NAT													SJ Pen.	Total
			D Total Rk. E Pen.	D Total Rk. E Pen.	D Total Rk. E Pen.	D Total Rk. E Pen.	D Total Rk. E Pen.	D Total Rk. E Pen.	D Total Rk. E Pen.	D Total Rk. E Pen.						
21	Slovenia	SLO	37.232		35.666		36.999		39.466		35.766		34.666			219.795
	BUCKLEY Kevin George		3.6 8.366	11.966 92	4.3 7.566	11.866 55	4.1 8.566	12.666 36	4.0 8.733	12.633 86		3.9 8.000	11.900 68		61.031	
	HRIBAR Anze		4.9 8.233	13.133 21	2.7 8.700	11.400 79	4.1 8.333	12.433 52	4.8 9.100	13.900 22	3.9 8.400	12.300 56	3.7 8.433	12.133 55		75.299
	PODOBNIK Jure		3.6 8.533	12.133 84							3.0 8.500	11.500 91	3.5 7.133	10.633 101		34.266
	RAKOVIC Gregor				3.7 8.700	12.400 30					3.0 8.966	11.966 79				24.366
	STROS Tin						3.9 8.000	11.900 85	4.0 8.933	12.933 68						24.833







Team Results

Rank	Name	NAT							SJ Pen.	Total
			D Total Rk. E Pen.	D Total Rk. E Pen.	D Total Rk. E Pen.	D Total Rk. E Pen.	D Total Rk. E Pen.	D Total Rk. E Pen.		
22	Azerbaijan	AZE	36.766	34.966	36.232	39.399	35.865	35.199		218.427
	AHMADZADA Rasul		5.0 11.900 94 6.900	4.9 12.333 33 7.433	4.0 12.066 73 8.066	4.0 12.866 73 8.966 0.100	4.3 12.433 46 8.133	4.0 12.300 46 8.300		73.898
	ALIZADA Aydin		4.5 12.466 66 8.066 0.100	3.9 11.633 63 7.733	3.8 12.066 72 8.266	5.2 12.900 72 7.800 0.100	3.9 11.966 81 8.066	4.0 11.666 78 7.666		72.697
	DAMIROV Ramin		4.3 12.400 70 8.100		4.1 12.100 71 8.000	5.2 13.633 40 8.433	3.8 11.466 95 7.666	3.7 11.233 91 7.533		60.832
	HASANOV Anar			3.3 11.000 81 7.700						11.000







Team Results







Rank	Name	NAT													SJ Pen.	Total
			D Total Rk. E Pen.	D Total Rk. E Pen.	D Total Rk. E Pen.	D Total Rk. E Pen.	D Total Rk. E Pen.	D Total Rk. E Pen.	D Total Rk. E Pen.	D Total Rk. E Pen.						
23	Luxembourg	LUX	36.799		33.165		34.899		38.899		36.933		33.832			214.527
	BRANDENBURGER Quentin		4.5 11.933 93 7.433	3.9 11.866 54 7.966	4.1 12.500 50 8.400	4.8 13.833 30 9.033	4.5 12.600 40 8.100	3.6 11.066 94 7.466								73.798
	KAYSER Mathis			2.5 10.766 84 8.266	3.0 11.066 100 8.366	0.300 7.800 0.400	4.8 12.200 94 9.233	3.0 12.233 61 8.133	3.2 11.333 88							57.598
	FOLEY Ronan		4.2 12.500 61 8.300	2.9 10.533 91 7.633	2.7 11.333 96 8.633	4.0 12.866 74 8.866	3.1 12.100 71 9.000	3.4 11.433 85 8.033								70.765
	PALERMO Joy		3.8 12.366 74 8.566													12.366

Team Results

Rank	Name	NAT							SJ Pen.	Total
			D Total Rk. E Pen.	D Total Rk. E Pen.	D Total Rk. E Pen.	D Total Rk. E Pen.	D Total Rk. E Pen.	D Total Rk. E Pen.		
24	Lithuania	LTU	36.666	34.332	34.199	37.132	37.266	34.832		214.427
	GRIKINIS Nedas			3.1 9.966 100 6.866	4.0 11.066 101 7.066	3.2 12.233 93 9.033	3.8 12.600 39 8.800	3.9 11.966 65 8.066		57.831
	IMBRASAS Matas		3.6 11.466 102 8.166	4.6 12.733 18 0.300 8.133	3.1 11.300 97 8.200	3.2 12.133 97 8.933	3.5 12.333 51 8.833	3.0 11.366 86 8.366		71.331
	KOROBKOV Daniil		4.9 13.100 27 8.200		3.8 11.833 89 8.033	5.2 12.766 82 7.866 0.300				37.699
	MURENAS Martynas		4.0 12.100 86 8.200	3.9 11.633 63 0.100 7.733			3.7 12.333 52 8.633	3.3 11.500 83 8.200		47.566
	PADEGIMAS Kristijonas									0.000

Team Results

Rank	Name	NAT							SJ Pen.	Total
			D Total Rk. E Pen.	D Total Rk. E Pen.	D Total Rk. E Pen.	D Total Rk. E Pen.	D Total Rk. E Pen.	D Total Rk. E Pen.		
25	Greece	GRE	35.833	34.599	35.298	37.099	32.099	35.366		210.294
	TSOULOS Nikolaos		4.3 12.633 50 8.333	4.3 12.000 50 7.700						24.633
	TRITSINIOTIS Grigorios				3.4 11.366 95 7.966		3.4 9.166 105 5.766	3.3 11.666 75 8.366		32.198
	PAPOUTSIS Dimitrios		4.4 11.200 105 7.200	2.8 10.633 90 7.833	4.1 11.966 80 7.866	4.0 12.833 78 8.933	3.7 11.433 96 7.733	3.4 11.900 66 8.500		69.965
	MELIKSETIAN Angelos Artases					3.2 12.033 101 8.833				12.033
	EMINIDIS Serafeim		4.0 12.000 91 8.000	4.3 11.966 51 7.666	3.8 11.966 79 8.166	3.2 12.233 92 9.133	4.1 11.500 92 7.400	3.4 11.800 70 8.400		71.465

LEGEND	 Horizontal bar	 Parallel bars	 Vault	 Rings	 Pommel horse	 Floor exercise
	E Execution	D Difficulty	Rk. Ranking	Pen. Penalty		

Results By Apparatus



Rank	Bib	Name	NAT	E	D	Penalty	Total
1	154	MOUSICHIDIS Daniel	GER	8.600	5.1		13.700
2	143	MANSARD Anthony	FRA	8.566	4.9		13.466
3	175	BRUGNAMI Tommaso	ITA	8.566	4.8		13.366
4	190	ABAIDI Amine	NED	8.800	4.5		13.300
5	145	CROUCH Danny	GBR	8.533	5.0	-0.30	13.233
6	162	MOLNAR Botond	HUN	8.400	5.0	-0.20	13.200
7	147	STANLEY Jack	GBR	8.300	4.9		13.200
8	153	KOVALENKO Maxim	GER	8.133	4.8		12.933

LEGEND



Floor exercise

D Difficulty

E Execution

Results By Apparatus



Rank	Bib	Name	NAT	E	D	Penalty	Total
1	178	VILLA Riccardo	ITA	8.500	5.5		14.000
2	102	MANUKYAN Hamlet	ARM	8.766	5.2		13.966
3	150	DOLIDZE Dachi	GEO	8.433	5.1		13.533
4	101	KHACHATRYAN Mamikon	ARM	8.366	5.0		13.366
5	230	STELMAKH Radomyr	UKR	8.166	5.2		13.366
6	104	SCHWAIGER Alfred	AUT	8.466	4.8		13.266
7	155	EDER Jonas	GER	8.566	4.6		13.166
8	148	WARD Reuben	GBR	8.466	4.6		13.066

LEGEND



Pommel horse

D Difficulty

E Execution

Results By Apparatus



Rank	Bib	Name	NAT	E	D	Penalty	Total
1	222	IL-SUNG MELANDER Luis	SWE	8.633	5.0		13.633
2	102	MANUKYAN Hamlet	ARM	8.933	4.4		13.333
3	152	NISSINEN Jukka Ole	GER	8.900	4.2		13.100
4	100	BAGHDASARYAN Erik	ARM	8.900	4.1		13.000
5	227	HAMARAT Volkan Arda	TUR	8.866	4.1		12.966
6	162	MOLNAR Botond	HUN	8.533	4.4		12.933
7	178	VILLA Riccardo	ITA	8.600	4.3		12.900
8	163	ZAVORY Szilard	HUN	8.400	4.5		12.900

LEGEND



D Difficulty

E Execution

Results By Apparatus

V

Rank	Bib	Name	NAT	Vault	E	D	Penalty	Vault Score	Total
1	138	REIMAN Joonas	FIN	1	9.233	5.6		14.833	14.549
				2	9.066	5.2		14.266	
2	194	SPONEVIK Sebastian	NOR	1	9.033	5.2	-0.10	14.133	14.316
				2	9.300	5.2		14.500	
3	162	MOLNAR Botond	HUN	1	9.300	5.2		14.500	14.250
				2	9.200	4.8		14.000	
4	175	BRUGNAMI Tommaso	ITA	1	9.400	4.8		14.200	14.166
				2	9.333	4.8		14.133	
5	144	DIEZ Nicolas	FRA	1	8.466	5.2		13.666	13.783
				2	9.100	4.8		13.900	
6	117	ZLATANOV Bozhidar	BUL	1	8.933	5.2	-0.10	14.033	13.549
				2	7.866	5.2		13.066	
7	133	BAIGORRI Unai	ESP	1	7.966	5.2		13.166	13.433
				2	9.000	4.8	-0.10	13.700	
8	147	STANLEY Jack	GBR	1	9.066	4.8		13.866	13.183
				2	7.800	4.8	-0.10	12.500	

NOTE

LEGEND

V Vault

D Difficulty

E Execution

Results By Apparatus



Rank	Bib	Name	NAT	E	D	Penalty	Total
1	100	BAGHDASARYAN Erik	ARM	9.200	4.4		13.600
2	149	LANGTON Gabriel	GBR	9.066	4.5		13.566
3	130	CARRION CARO Daniel	ESP	8.900	4.5		13.400
4	171	DOTSENKO Dmytro	ISR	8.866	4.5		13.366
5	143	MANSARD Anthony	FRA	8.833	4.5		13.333
6	118	TRIFONOV Daniel	BUL	8.433	4.7		13.133
7	155	EDER Jonas	GER	8.466	4.5		12.966
8	228	DOGAN Altan	TUR	6.733	4.5		11.233

LEGEND



Parallel bars

D Difficulty

E Execution

Results By Apparatus



Rank	Bib	Name	NAT	E	D	Penalty	Total
1	171	DOTSENKO Dmytro	ISR	8.866	4.5		13.366
2	152	NISSINEN Jukka Ole	GER	8.966	4.3		13.266
3	154	MOUSICHIDIS Daniel	GER	8.866	4.4		13.266
4	143	MANSARD Anthony	FRA	8.766	4.4		13.166
5	214	GIUBELLINI Matteo	SUI	8.900	4.2		13.100
6	176	OPPIZZIO Davide	ITA	8.800	4.3		13.100
7	145	CROUCH Danny	GBR	8.833	4.1		12.933
8	163	ZAVORY Szilard	HUN	7.033	4.2		11.233

LEGEND



Horizontal bar

D Difficulty

E Execution